




# EverTUFF® TURF™ Repair Couplings

ETTRC-2NP-0114



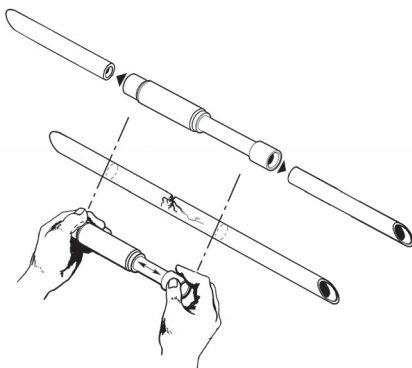
SPIG x SOC (S118-xxT)

SOC x SOC (S119-xxT)

- ✓ Injection molded from Specially Balanced PVC Material in Distinct Blue color
- ✓ Multi-function Telescoping Design
- ✓ Regular and Short configurations
- ✓ Socket x Socket Configuration for Pipe Repair or Use as a Short-Stroke Expansion Joint
- ✓ Sizes 1" through 6"
- ✓ Spigot x Socket Configuration for Replacing Damaged Fittings
- ✓ Both Configurations can be Easily Modified for Opposite Use
- ✓ Full Class 315 Pressure Rating
- ✓ Double O-ring Seal in EPDM
- ✓ NSF® Certified for Potable Water Use

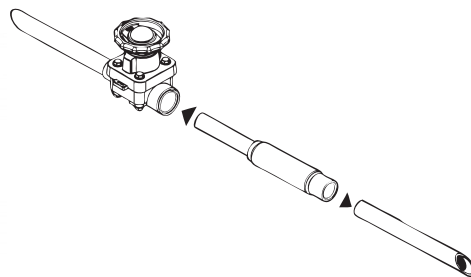
## Versatile Repair Capability

Spears® Repair Couplings provide a variety of system repair and alteration solutions. Use Socket x Socket configurations for quick pipe damage repair - can also be used as a short-stroke expansion joint to compensate for thermal expansion & contraction. Spigot x Socket configurations are excellent for lateral and riser add-ons, damaged fitting replacement, or for installing valves in existing piping systems. Simply cut the coupling from Socket shaft end to function as a spigot or add a coupling to the Spigot shaft end for Socket connections.

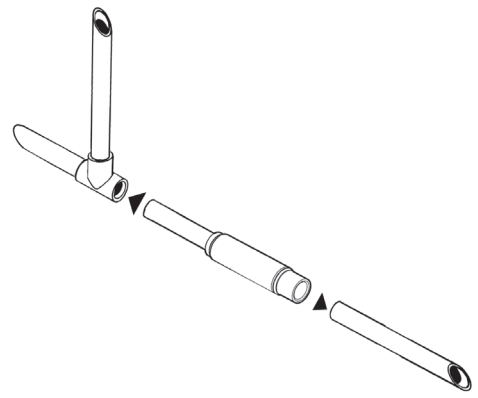


Pipe Damage Repair  
or Use as Expansion Joint.

If used as a Repair Coupling, must be thrust blocked.



Valve Retrofit Installation.  
Repair Couplings must be thrust blocked.

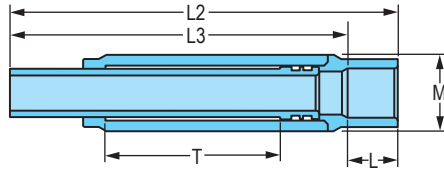


Lateral Add-on or Fitting Replacement.  
Repair Couplings must be thrust blocked.

### Repair Couplings

Spigot x Socket  
EPDM O-ring

Class 315 Pressure Rating  
T=TRAVEL



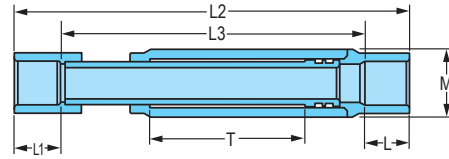
Part Number	Size	L	L2	L3	M	S	Approx. Wt. (Lbs.)
S118-10T	1	1-1/8	7-7/8	8-7/8	2-1/16	4	.62
S118-12T	1-1/4	1-1/4	8-3/8	9-5/8	2-7/16	4	.87
S118-15T	1-1/2	1-3/8	8-5/8	9-7/8	2-11/16	4	1.03
S118-20T	2	1-1/2	9-1/4	10-5/8	3-3/16	4	1.50
S118-25T	2-1/2	1-3/4	12-3/8	13-7/8	3-15/16	6	3.48
S118-30T	3	1-7/8	12-3/8	14-1/8	4-9/16	6	4.32
S118-40T	4	2-1/4	13-1/4	15-1/4	5-11/16	6	6.40
S118-60T	6	3	16	18-3/4	8-3/8	6	14.53

**INSTALLATION NOTE:** For expansion joint applications, install with unit 1/2 extended. System must be supported and blocked against thrusts and movement under pressure. May be installed with flow in either direction.

### Repair Couplings

Socket x Socket  
EPDM O-ring

Class 315 Pressure Rating  
T=TRAVEL



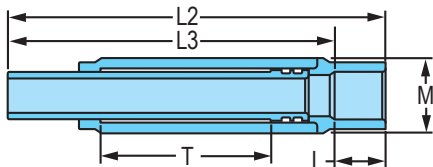
Part Number	Size	L	L1	L2	M	S	Approx. Wt. (Lbs.)
S119-10T	1	1-1/8	10-1/8	7-7/8	2-1/16	4	.70
S119-12T	1-1/4	1-1/4	10-7/8	8-3/8	2-7/16	4	.98
S119-15T	1-1/2	1-3/8	11-3/8	8-5/8	2-11/16	4	1.17
S119-20T	2	1-1/2	12-1/4	9-1/4	3-3/16	4	1.72
S119-25T	2-1/2	1-3/4	15-7/8	12-3/8	3-15/16	6	3.87
S119-30T	3	1-7/8	16-1/8	12-3/8	4-9/16	6	4.86
S119-40T	4	2-1/4	17-3/4	13-1/4	5-11/16	6	7.27
S119-60T	6	3	22	16	8-3/8	6	17.17

**INSTALLATION NOTE:** For expansion joint applications, install with unit 1/2 extended. System must be supported and blocked against thrusts and movement under pressure. May be installed with flow in either direction.

### Short Repair Couplings

Spigot x Socket  
EPDM O-ring

Class 315 Pressure Rating  
T=TRAVEL



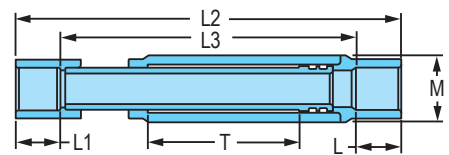
Part Number	Size	L2	L3	L5	S	M	Approx. Wt. (Lbs.)
SH118-10T	1	4-3/4	5-9/16	15/16	2-3/16	2-1/16	.39
SH118-12T	1-1/4	5-11/16	6-5/8	1	2-1/2	2-7/16	.61
SH118-15T	1-1/2	5-13/16	6-3/4	1-1/8	2-13/16	2-11/16	.76
SH118-20T	2	7-3/8	8-5/16	1-3/16	3-1/8	3-1/4	1.17

**INSTALLATION NOTE:** For expansion joint applications, install with unit 1/2 extended. System must be supported and blocked against thrusts and movement under pressure. May be installed with flow in either direction.

### Short Repair Couplings

Socket x Socket  
EPDM O-ring

Class 315 Pressure Rating  
T=TRAVEL



Part Number	Size	L1	L2	L4	L5	S	M	Approx. Wt. (Lbs.)
SH119-10T	1	6-13/16	4-3/4	1-1/8	15/16	2-3/16	2-1/16	.47
SH119-12T	1-1/4	7-15/16	5-11/16	1-1/4	1	2-1/2	2-7/16	.73
SH119-15T	1-1/2	8-1/4	5-13/16	1-3/8	1-1/8	2-13/16	2-11/16	.91
SH119-20T	2	10-1/16	7-3/8	1-1/2	1-3/16	3-1/8	3-1/4	1.39

**INSTALLATION NOTE:** For expansion joint applications, install with unit 1/2 extended. System must be supported and blocked against thrusts and movement under pressure. May be installed with flow in either direction.

*Progressive Products From Spears® Innovation & Technology*



**SPEARS® MANUFACTURING COMPANY**  
CORPORATE OFFICE

15853 Olden St., Sylmar, CA 91342 • PO Box 9203, Sylmar, CA 91392  
(818) 364-1611 • www.spearsmfg.com



