



Discount Codes

016	Isolation Joint Specialties	
017	Flange Gasket/Bolt Kits	
080	PVC Schedule 80 Molded Fittings Thru 8"	
081	PVC Schedule 80 Molded Fittings 10" and Larger	
083	PVC Schedule 80 Fabricated Pressure Fittings	
085	PVC Expansion Joints	
086	PVC Schedule 80 Molded Reinforced Fittings	
100	PVC Tank Adapters (Bulkhead Fittings)	
197	PVC Transition Unions	
299	Valve, Accessories, Repair Kits, Components	
320	100# PIP (SDR41) Fabricated Fittings	
901	Miscellaneous Components	

*Item prices may have changed from those shown in this sheet.
See Spears® On-line Catalog for most current pricing, updated daily.*

PVC Schedule 80 Fittings, Unions, Flanges, Tank Adapters & Expansion Joints



Visit our web site:
www.spearsmfg.com

PRICE SCHEDULE: 80-1-0910
Effective September 26, 2010
Supersedes: 80-1-1009



Quality Systems Certificate No. 293
Corporate Facilities, Sylmar, CA
Assessed to ISO 9001: 2008

**2010 EDITION
SCHEDULE 80
PVC**



PVC Schedule 80 Fittings, Unions, Flanges, Tank Adapters & Expansion Joints

HOW TO USE THIS CATALOG

Spears® PVC Schedule 80 Fittings, Unions, Flanges, Tank Adapters, Expansion Joints & Saddles catalog has been arranged for easy use in selection of desired products according to part number, size, packaging and pricing information. A complete listing of content is located at the end of this catalog. Additional information on individual product dimensions can be found in Spears® publications 80-4, PVC & CPVC Schedule 80 Fittings, Unions, Flanges, Tank Adapters, Expansion Joints & Saddles Weights & Dimensions and FL-4, Thermoplastic Flanges Weights & Dimensions and select data sheets for special products.

ORGANIZATION

Products in this catalog are listed in columns by type and configuration. Similar configuration types are grouped together, such as Tees, then Elbows, etc.

COLUMN HEADER INFORMATION

Each product column header label identifies the following product particulars:

Part Number	The number used to order the part.
Size	Nominal diameter of pipe with which the fitting is to be used. NOTE: Fittings may be same size (only one size designation) or reducing (multiple sizes designated).
Standard Pack (Std Pk)	The quantity of parts packaged in an individual box or bag.
Master Carton (Mstr Ctn)	The total quantity of parts contained in individual boxes or bags which are packaged together.
Discount Code (Disc Code)	Identification code for applicable discount to the list price of the product. NOTE: This is a Product Group code and is not a calculation of discount. Discount codes are not the same for all products contained in this price schedule.
Price Each	The designated list price of the product.

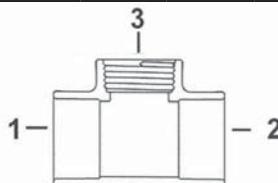
PRODUCT CONFIGURATION

Each group of product configuration types is headed by the product's name and an abbreviated configuration description of the fitting outlet connections. Configuration descriptions are defined at the end of this catalog. Line drawing illustrations are general representations of the fittings in the group, but may not be an exact depiction of all configurations listed. Line drawings are correlated to the configuration description. The drawing is read left to right for Elbow and Adapter configurations. Tees have an additional outlet branch and are read left to right (run) then top (branch). Drawings for Wyes and Crosses are read top to bottom then left to right and bushings drawings are read as outside x inside configuration. The configuration description also correlates to the size designation. As with the nominal size designations, only one description is given when all outlets are the same. Reducing sizes list run configuration x branch configuration. Refer to illustration below.

Example

Part Number	Size	Std Pk	Mstr Ctn	Disc Code	Price Each
-------------	------	--------	----------	-----------	------------

Product Name — Tee
 Abbreviated — Soc x Fipt
 Configuration Description



In this example, outlet description is "Soc x Fipt", which indicates:
 1. Socket x
 2. Socket x
 3. Female Iron Pipe Thread

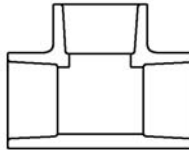
802-005	1/2	20	160	080	14.00
802-007	3/4	20	160	080	18.12
802-010	1	15	0	080	21.20

PVC Schedule 80 Fittings, Unions, Flanges, Tank Adapters & Expansion Joints



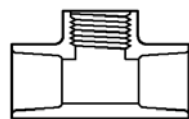
Part Number	Size	Std Pk	Mstr Ctn	Disc Code	Price Each
-------------	------	--------	----------	-----------	------------

Tee Soc



801-002	1/4	25	150	080	8.85
801-003	3/8	25	150	080	8.85
801-005	1/2	25	200	080	8.85
801-007	3/4	15	120	080	9.28
801-010	1	15	0	080	11.61
801-012	1-1/4	10	0	080	31.89
801-015	1-1/2	10	0	080	31.89
801-020	2	10	0	080	39.87
801-025	2-1/2	10	0	080	43.36
801-030	3	5	0	080	54.19
801-040	4	5	0	080	62.79
801-050	5	5	0	080	153.15
801-050F	5	1	4	083	357.97
801-060	6	2	0	080	214.38
801-080	8	2	0	080	497.20
801-080F	8	1	1	083	468.99
801-100	10	1	0	081	1642.65
801-100F	10	1	0	083	833.45
801-120	12	1	0	081	2319.89
801-120F	12	1	0	083	1174.37
801-140F	14	1	0	083	2463.78
801-160F	16	1	0	083	3203.65
801-180F	18	1	0	083	3816.26
801-200F	20	1	0	083	4920.10
801-240F	24	1	0	083	6538.96

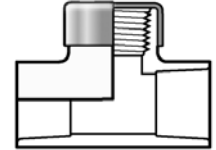
Tee Soc x Fipt



802-002	1/4	25	150	080	20.47
802-005	1/2	20	160	080	14.00
802-007	3/4	20	160	080	18.12
802-010	1	15	0	080	21.20
802-012	1-1/4	15	0	080	22.66
802-015	1-1/2	10	0	080	26.63
802-020	2	10	0	080	32.84
802-030	3	5	0	080	70.09
802-040	4	5	0	080	131.69

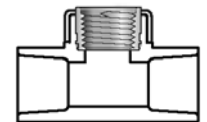
Part Number	Size	Std Pk	Mstr Ctn	Disc Code	Price Each
-------------	------	--------	----------	-----------	------------

Special Reinforced Tee Soc x SR Fipt - Stainless Steel Collar



802-005SR	1/2	25	200	086	7.66
802-007SR	3/4	15	120	086	10.83
802-010SR	1	15	0	086	12.72
802-012SR	1-1/4	25	0	086	15.13
802-015SR	1-1/2	10	0	086	15.99
802-030SR	3	5	0	086	67.60
802-040SR	4	5	0	086	126.78

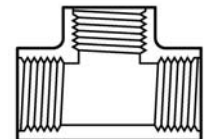
Transition Tee Soc x Fipt With Brass Thread Insert



802-005BR	1/2	20	160	086	31.27
802-007BR	3/4	20	80	086	62.67

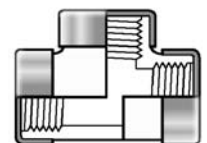
Not intended to convey or dispense water for human consumption through drinking or cooking

Tee Fipt



805-002	1/4	25	150	080	10.23
805-003	3/8	25	150	080	10.23
805-005	1/2	20	240	080	10.23
805-007	3/4	15	120	080	11.39
805-010	1	15	0	080	25.15
805-012	1-1/4	10	0	080	26.66
805-015	1-1/2	10	0	080	32.32
805-020	2	10	0	080	34.74
805-025	2-1/2	5	0	080	126.49
805-030	3	5	0	080	132.11
805-040	4	5	0	080	214.70
805-060F	6	1	2	083	337.37
805-080F	8	1	1	083	622.56

Special Reinforced Tee SR Fipt - Stainless Steel Collar



805-002SR	1/4	25	150	086	8.91
805-003SR	3/8	25	150	086	8.91
805-005SR	1/2	25	150	086	9.20



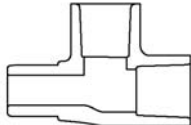
PVC Schedule 80 Fittings, Unions, Flanges, Tank Adapters & Expansion Joints

Part Number	Size	Std Pk	Mstr Ctn	Disc Code	Price Each
-------------	------	--------	----------	-----------	------------

Special Reinforced Tee (continued)

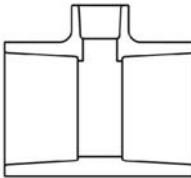
SR Fipt - Stainless Steel Collar

805-007SR	3/4	25	100	086	10.11
805-010SR	1	15	0	086	24.03
805-015SR	1-1/2	10	0	086	28.12
805-020SR	2	10	0	086	29.56



Street Tee Spig x Soc x Soc

844-005	1/2	25	200	080	11.07
844-007	3/4	15	120	080	11.61
844-010	1	15	0	080	14.51
844-012	1-1/4	10	0	080	39.87
844-015	1-1/2	10	0	080	39.87
844-020	2	10	0	080	49.83



Reducing Tee Soc

801-101	3/4X1/2	15	120	080	6.78
801-130	1X1/2	15	0	080	9.81
801-131	1X3/4	15	0	080	9.81
801-157	1-1/4X1X3/4	15	0	080	16.19
801-158	1-1/4X1X1	15	0	080	16.19
801-159	1-1/4X1X1-1/4	15	0	080	16.19
801-166 ¹	1-1/4X1/2	10	0	080	27.06
801-167	1-1/4X3/4	10	0	080	21.29
801-168	1-1/4X1	15	0	080	21.29
801-202	1-1/2X1-1/4X1	10	0	080	21.29
801-209	1-1/2X1/2	10	0	080	21.29
801-210	1-1/2X3/4	15	0	080	21.29
801-211	1-1/2X1	10	0	080	21.29
801-212	1-1/2X1-1/4	10	0	080	21.29
801-247	2X1/2	10	0	080	26.98
801-248	2X3/4	10	0	080	26.98
801-249	2X1	10	0	080	26.98
801-250 ¹	2X1-1/4	10	0	080	41.13
801-251	2X1-1/2	10	0	080	26.98
801-287	2-1/2X1/2	10	0	080	41.24
801-288	2-1/2X3/4	10	0	080	41.24
801-289	2-1/2X1	10	0	080	35.20
801-290	2-1/2X1-1/4	10	0	080	35.20
801-291	2-1/2X1-1/2	10	0	080	35.20
801-292	2-1/2X2	10	0	080	35.20
801-333 ¹	3X1/2	5	0	080	49.45

Part Number	Size	Std Pk	Mstr Ctn	Disc Code	Price Each
-------------	------	--------	----------	-----------	------------

Reducing Tee (continued)

Soc

801-334 ¹	3X3/4	5	0	080	55.80
801-335	3X1	5	0	080	49.45
801-336 ¹	3X1-1/4	5	0	080	49.45
801-337	3X1-1/2	5	0	080	49.45
801-338	3X2	5	0	080	49.45
801-339	3X2-1/2	5	0	080	49.45
801-416 ¹	4X3/4	5	0	080	97.80
801-417 ¹	4X1	5	0	080	97.80
801-418 ¹	4X1-1/4	5	0	080	97.80
801-419	4X1-1/2	5	0	080	79.90
801-420	4X2	5	0	080	79.90
801-421 ¹	4X2-1/2	5	0	080	143.85
801-422	4X3	5	0	080	79.90
801-426 ¹	4X6	4	0	080	391.61
801-482F	5X1-1/4	1	5	083	211.84
801-484F	5X1-1/2	1	5	083	215.84
801-486F	5X2	1	5	083	215.84
801-487F	5X2-1/2	1	4	083	246.13
801-488F	5X3	1	3	083	254.18
801-490F	5X4	1	4	083	271.34
801-523 ¹	6X1/2	4	0	080	207.81
801-525	6X1	4	0	080	159.67
801-526 ¹	6X1-1/4	4	0	080	207.81
801-527 ¹	6X1-1/2	4	0	080	207.81
801-528	6X2	4	0	080	159.67
801-529 ¹	6X2-1/2	4	0	080	207.64
801-530	6X3	4	0	080	159.67
801-532	6X4	5	0	080	214.38
801-533F	6X5	1	3	083	451.26
801-537F	6X10	1	1	083	1756.45
801-539F	6X12	1	0	083	1950.24
801-573 ¹	8X1/2	1	0	080	610.09
801-575 ¹	8X1	1	0	080	610.46
801-578 ¹	8X2	2	0	080	580.47
801-578F	8X2	1	2	083	398.17
801-579 ¹	8X2-1/2	2	0	080	638.68
801-579F	8X2-1/2	1	2	083	401.87
801-580 ¹	8X3	2	0	080	580.47
801-580F	8X3	1	2	083	406.37
801-582 ¹	8X4	2	0	080	580.47
801-582F	8X4	1	2	083	427.31
801-583F	8X5	1	1	083	577.67
801-585	8X6	2	0	080	497.20
801-621F	10X2	1	2	083	598.12
801-622F	10X2-1/2	1	1	083	624.70
801-623 ¹	10X3	1	0	081	1530.48
801-623F	10X3	1	1	083	641.48
801-624 ¹	10X4	1	0	081	1530.48
801-624F	10X4	1	1	083	664.55
801-625F	10X5	1	1	083	714.66
801-626 ¹	10X6	1	0	081	1445.55

PVC Schedule 80 Fittings, Unions, Flanges, Tank Adapters & Expansion Joints



Part Number	Size	Std Pk	Mstr Ctn	Disc Code	Price Each
-------------	------	--------	----------	-----------	------------

Reducing Tee (continued)

Soc

801-626F	10X6	1	0	083	751.57
801-628 ¹	10X8	1	0	081	1701.22
801-628F	10X8	1	0	083	843.15
801-632F	10X12	1	0	083	2076.93
801-661F	12X2	1	1	083	773.43
801-662F	12X2-1/2	1	1	083	806.82
801-663F	12X3	1	0	083	833.14
801-664 ¹	12X4	1	0	081	2774.80
801-664F	12X4	1	0	083	883.81
801-665F	12X5	1	1	083	926.17
801-666 ¹	12X6	1	0	081	2617.95
801-666F	12X6	1	0	083	975.90
801-668	12X8	1	0	081	2150.55
801-668F	12X8	1	0	083	1047.00
801-670 ¹	12X10	1	0	081	2879.88
801-670F	12X10	1	0	083	1163.45
801-678F	12X18	1	0	083	5186.02
801-691F	14X2	1	0	083	969.10
801-692F	14X2-1/2	1	0	083	1018.11
801-693F	14X3	1	0	083	1189.78
801-694F	14X4	1	0	083	1311.15
801-696F	14X6	1	0	083	1415.39
801-698F	14X8	1	0	083	1488.36
801-700F	14X10	1	0	083	1590.06
801-702F	14X12	1	0	083	1679.01
801-706F	14X16	1	0	083	5432.97
801-751F	16X2	1	0	083	1242.72
801-752F	16X2-1/2	1	0	083	1321.80
801-753F	16X3	1	0	083	1340.74
801-754F	16X4	1	0	083	1466.83
801-756F	16X6	1	0	083	1560.47
801-758F	16X8	1	0	083	1733.22
801-760F	16X10	1	0	083	1878.82
801-762F	16X12	1	0	083	2070.52
801-764F	16X14	1	0	083	2387.48
801-781F	18X2	1	0	083	1428.59
801-783F	18X3	1	0	083	1739.37
801-784F	18X4	1	0	083	2671.23
801-786F	18X6	1	0	083	2893.21
801-788F	18X8	1	0	083	3017.09
801-790F	18X10	1	0	083	3232.22
801-792F	18X12	1	0	083	3415.80
801-794F	18X14	1	0	083	3630.15
801-796F	18X16	1	0	083	3676.53
801-814F	20X4	1	0	083	3276.11
801-816F	20X6	1	0	083	3459.22
801-818F	20X8	1	0	083	3565.54
801-820F	20X10	1	0	083	3712.89
801-822F	20X12	1	0	083	3981.17
801-824F	20X14	1	0	083	4269.27
801-826F	20X16	1	0	083	4575.87

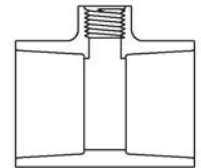
Part Number	Size	Std Pk	Mstr Ctn	Disc Code	Price Each
-------------	------	--------	----------	-----------	------------

Reducing Tee (continued)

Soc

801-828F	20X18	1	0	083	4809.61
801-904F	24X4	1	0	083	4079.18
801-906F	24X6	1	0	083	4235.39
801-908F	24X8	1	0	083	4345.54
801-910F	24X10	1	0	083	4612.95
801-912F	24X12	1	0	083	4783.18
801-914F	24X14	1	0	083	4980.56
801-916F	24X16	1	0	083	5210.32
801-918F	24X18	1	0	083	6302.18
801-920F	24X20	1	0	083	6421.90

¹ Sized with Bushing



Reducing Tee Soc x Fipt

802-101	3/4X1/2	15	120	080	12.86
802-130	1X1/2	50	0	080	13.37
802-131	1X3/4	15	0	080	17.18
802-166	1-1/4X1/2	25	0	080	21.86
802-167 ¹	1-1/4X3/4	15	0	080	21.86
802-168	1-1/4X1	10	0	080	43.39
802-209	1-1/2X1/2	25	0	080	27.06
802-210 ¹	1-1/2X3/4	20	0	080	27.06
802-211	1-1/2X1	10	0	080	27.06
802-212	1-1/2X1-1/4	10	0	080	27.06
802-247	2X1/2	10	0	080	30.91
802-248	2X3/4	10	0	080	30.91
802-249 ¹	2X1	10	0	080	41.13
802-250 ¹	2X1-1/4	10	0	080	41.13
802-251 ¹	2X1-1/2	10	0	080	57.34
802-287	2-1/2X1/2	10	0	080	71.17
802-288 ¹	2-1/2X3/4	10	0	080	71.17
802-289 ¹	2-1/2X1	10	0	080	71.17
802-290 ¹	2-1/2X1-1/4	10	0	080	71.17
802-291 ¹	2-1/2X1-1/2	10	0	080	71.17
802-292 ¹	2-1/2X2	10	0	080	79.47
802-333 ¹	3X1/2	5	0	080	55.80
802-334 ¹	3X3/4	5	0	080	55.80
802-335 ¹	3X1	5	0	080	67.12
802-336 ¹	3X1-1/4	5	0	080	67.12
802-337 ¹	3X1-1/2	5	0	080	67.12
802-338 ¹	3X2	5	0	080	85.71
802-339 ¹	3X2-1/2	5	0	080	120.55
802-415 ¹	4X1/2	5	0	080	98.20
802-416 ¹	4X3/4	5	0	080	98.20
802-417 ¹	4X1	5	0	080	98.20
802-418 ¹	4X1-1/4	5	0	080	98.20
802-419 ¹	4X1-1/2	5	0	080	98.20



PVC Schedule 80 Fittings, Unions, Flanges, Tank Adapters & Expansion Joints

Part Number	Size	Std Pk	Mstr Ctn	Disc Code	Price Each
-------------	------	--------	----------	-----------	------------

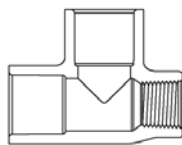
Reducing Tee (continued)

Soc x Fipt

802-420 ¹	4X2	5	0	080	146.79
802-421 ¹	4X2-1/2	5	0	080	146.79
802-422 ¹	4X3	5	0	080	164.33
802-525 ¹	6X1	4	0	080	228.51
802-526 ¹	6X1-1/4	4	0	080	228.51
802-527 ¹	6X1-1/2	4	0	080	228.51
802-528 ¹	6X2	4	0	080	228.51
802-529 ¹	6X2-1/2	4	0	080	228.51
802-530 ¹	6X3	4	0	080	319.02
802-532 ¹	6X4	2	0	080	334.24
802-578 ¹	8X2	2	0	080	622.84
802-578F	8X2	1	2	083	557.34
802-580 ¹	8X3	2	0	080	622.84
802-580F	8X3	1	2	083	557.34
802-582 ¹	8X4	2	0	080	622.84
802-582F ¹	8X4	1	2	083	617.73
802-621 ¹	10X2	1	0	081	1590.55
802-621F	10X2	1	1	083	676.77
802-623 ¹	10X3	1	0	080	1590.55
802-623F	10X3	1	1	083	731.55
802-624 ¹	10X4	1	0	081	1590.55
802-624F ¹	10X4	1	1	083	812.72
802-661 ¹	12X2	1	0	080	2520.21
802-661F	12X2	1	1	083	859.64
802-663 ¹	12X3	1	0	081	2520.21
802-663F	12X3	1	1	083	932.79
802-664 ¹	12X4	1	0	081	2520.21
802-664F	12X4	1	1	083	1029.56

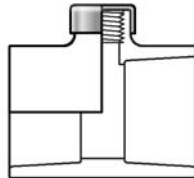
¹ Sized with Bushing

* An asterisk (*) appearing after a fabricated fitting part number indicates the item is fiberglass reinforced.



Reducing Tee Soc x Fipt x Soc

803-095	3/4X1/2X3/4	50	0	080	12.06
---------	-------------	----	---	-----	-------



Special Reinforced Reducing Tee Soc x SR Fipt - Stainless Steel Collar

802-072SR	1/2X1/4	25	150	086	7.66
802-098SR	3/4X1/4	25	100	086	9.95
802-101SR	3/4X1/2	50	0	086	9.95
802-128SR ¹	1X1/4	10	80	086	23.55
802-130SR	1X1/2	50	0	086	12.27

Part Number	Size	Std Pk	Mstr Ctn	Disc Code	Price Each
-------------	------	--------	----------	-----------	------------

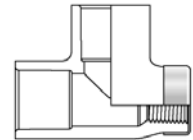
Special Reinforced Reducing Tee (continued)

Soc x SR Fipt - Stainless Steel Collar

802-131SR	1X3/4	15	0	086	23.55
802-164SR ¹	1-1/4X1/4	5	0	086	25.11
802-166SR	1-1/4X1/2	25	0	086	16.64
802-168SR	1-1/4X1	10	0	086	16.98
802-207SR ¹	1-1/2X1/4	10	0	086	29.30
802-211SR	1-1/2X1	10	0	086	18.38
802-212SR	1-1/2X1-1/4	10	0	086	18.38
802-245SR ¹	2X1/4	10	0	086	33.84
802-247SR	2X1/2	10	0	086	33.84
802-248SR	2X3/4	10	0	086	33.84
802-287SR	2-1/2X1/2	10	0	086	24.94
802-331SR ¹	3X1/4	5	0	086	64.60
802-333SR ¹	3X1/2	5	0	086	66.47
802-413SR ¹	4X1/4	5	0	086	88.96
802-415SR ¹	4X1/2	5	0	086	96.68

¹ Sized with Bushing

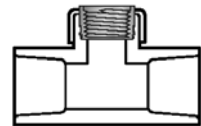
Special Reinforced Reducing Tee Soc x SR Fipt - Stainless Steel Collar x Soc



(See also price schedule GI-1, Gauge & Instrument Fittings for additional configurations)

803-095SR	3/4X1/2X3/4	15	0	086	12.53
-----------	-------------	----	---	-----	-------

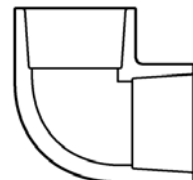
Transition Reducing Tee Soc x Fipt With Brass Thread Insert



802-101BR	3/4X1/2	50	0	086	39.03
-----------	---------	----	---	-----	-------

Not intended to convey or dispense water for human consumption through drinking or cooking

90° Ell Soc



806-002	1/4	25	150	080	3.14
806-003	3/8	20	120	080	3.14
806-005	1/2	20	240	080	3.14
806-007	3/4	20	160	080	4.01
806-010	1	25	0	080	6.46
806-012	1-1/4	10	0	080	8.65
806-015	1-1/2	10	0	080	9.27
806-020	2	25	0	080	11.20

PVC Schedule 80 Fittings, Unions, Flanges, Tank Adapters & Expansion Joints



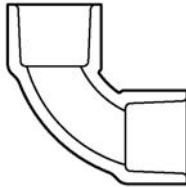
Part Number	Size	Std Pk	Mstr Ctn	Disc Code	Price Each
-------------	------	--------	----------	-----------	------------

90° EII (continued)

Soc

806-025	2-1/2	5	0	080	26.21
806-030	3	5	0	080	29.46
806-040	4	5	0	080	44.80
806-045F	4-1/2	1	2	083	205.98
806-050	5	4	0	080	114.86
806-050F	5	1	4	083	229.98
806-060	6	4	0	080	127.48
806-080	8	2	0	080	351.37
806-100	10	1	0	081	1572.50
806-100F	10	1	1	083	627.56
806-120	12	1	0	081	2049.86
806-120F	12	1	1	083	1025.77
806-140F	14	1	0	083	1308.48
806-160F	16	1	0	083	1627.33
806-180F	18	1	0	083	2325.67
806-200F	20	1	0	083	2777.35
806-240F	24	1	0	083	4264.97
806-338 ¹	3X2	5	0	080	72.21
806-422 ¹	4X3	5	0	080	107.86

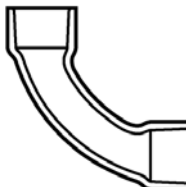
¹ Sized with Bushing



90° EII Sweep

Soc x Soc

806-005S	1/2	25	150	080	7.83
806-007S	3/4	25	100	080	10.14
806-010S	1	25	0	080	16.33
806-012S	1-1/4	25	0	080	21.59
806-015S	1-1/2	25	0	080	23.21
806-020S	2	25	0	080	28.12



Long Sweep 90° EII

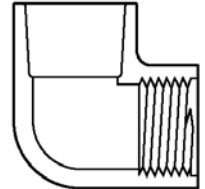
Soc

806-005LSF	1/2	1	25	083	27.14
806-007LSF	3/4	1	25	083	30.46
806-010LSF	1	1	25	083	34.05
806-012LSF	1-1/4	1	25	083	57.59
806-015LSF	1-1/2	1	25	083	58.32
806-020LSF	2	1	10	083	63.05
806-025LSF	2-1/2	1	7	083	108.27
806-030LSF	3	1	5	083	118.12
806-040LSF	4	1	4	083	132.46
806-060LSF	6	1	2	083	202.87

Not Listed for Electrical Conduit Use

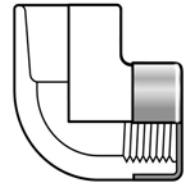
Part Number	Size	Std Pk	Mstr Ctn	Disc Code	Price Each
-------------	------	--------	----------	-----------	------------

90° EII Soc x Fipt



807-002	1/4	25	450	080	12.35
807-003	3/8	25	150	080	12.35
807-005	1/2	20	240	080	12.35
807-007	3/4	20	160	080	14.53
807-010	1	20	0	080	15.71
807-012	1-1/4	10	0	080	18.12
807-015	1-1/2	10	0	080	21.61
807-020	2	10	0	080	28.00
807-030 ¹	3	5	0	080	66.87
807-040	4	5	0	080	126.10
807-060 ¹	6	3	0	080	292.59

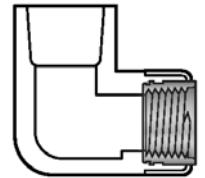
¹Thread outlet sized with Female Adapter



Special Reinforced 90° EII Soc x SR Fipt - Stainless Steel Collar

807-005SR	1/2	20	240	086	7.33
807-007SR	3/4	75	0	086	8.72
807-010SR	1	50	0	086	8.82
807-012SR	1-1/4	25	0	086	11.85
807-015SR	1-1/2	10	0	086	14.64
807-020SR	2	10	0	086	16.80
807-030SR	3	5	0	086	42.65
807-040SR	4	5	0	086	75.35

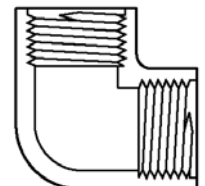
Transition 90° EII Soc x Fipt With Brass Thread Insert



807-005BR	1/2	20	240	086	27.47
807-007BR	3/4	20	160	086	48.63

Not intended to convey or dispense water for human consumption through drinking or cooking

90° EII Fipt



808-002	1/4	25	450	080	7.79
808-003	3/8	25	150	080	7.79
808-005	1/2	20	120	080	7.27



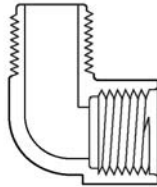
PVC Schedule 80 Fittings, Unions, Flanges, Tank Adapters & Expansion Joints

Part Number	Size	Std Pk	Mstr Ctn	Disc Code	Price Each
-------------	------	--------	----------	-----------	------------

90° EII (continued)

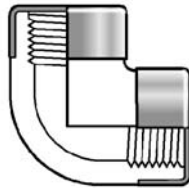
Fipt

808-007	3/4	20	240	080	9.05
808-010	1	15	120	080	11.39
808-012	1-1/4	10	0	080	12.27
808-015	1-1/2	10	0	080	17.40
808-020	2	10	0	080	19.61
808-025	2-1/2	5	0	080	76.35
808-030	3	5	0	080	123.12
808-040	4	5	0	080	216.64



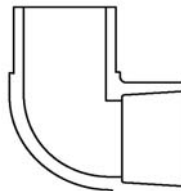
90° Street EII Mipt x Fipt

812-002	1/4	50	300	080	9.44
---------	-----	----	-----	-----	------



Special Reinforced 90° EII SR Fipt - Stainless Steel Collar

808-003SR	3/8	25	150	086	4.28
808-005SR	1/2	20	120	086	4.28
808-007SR	3/4	20	120	086	5.39
808-010SR	1	50	0	086	6.27
808-012SR	1-1/4	25	0	086	6.70
808-015SR	1-1/2	10	0	086	10.45
808-020SR	2	10	0	086	11.77

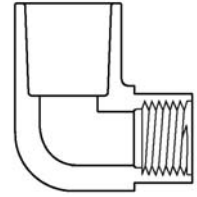


90° Street EII Spig x Soc

809-005	1/2	50	200	080	3.93
809-007	3/4	50	0	080	5.02
809-010	1	50	0	080	8.09
809-012	1-1/4	25	0	080	10.83
809-015	1-1/2	10	0	080	11.61
809-020	2	25	0	080	14.01
809-030	3	5	0	080	39.31
809-040	4	4	0	080	59.73
809-060	6	1	0	080	169.98
809-080	8	2	0	080	468.50
809-100	10	1	0	081	2096.09
809-120	12	1	0	081	2732.31

Part Number	Size	Std Pk	Mstr Ctn	Disc Code	Price Each
-------------	------	--------	----------	-----------	------------

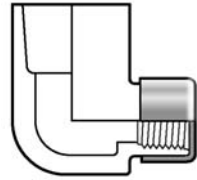
Reducing 90° EII Soc x Fipt



807-101 ¹	3/4X1/2	10	60	080	7.49
807-130 ¹	1X1/2	10	80	080	11.95
807-131 ¹	1X3/4	10	80	080	11.95

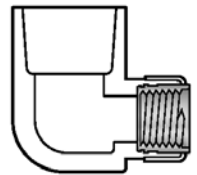
¹ Sized with Bushing

Special Reinforced Reducing 90° EII Soc x SR Fipt - Stainless Steel Collar



807-101SR	3/4X1/2	50	0	086	8.70
807-130SR	1X1/2	50	0	086	9.77

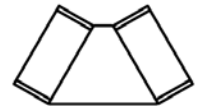
Transition Reducing 90° EII Soc x Fipt With Brass Thread Insert



807-101BR	3/4X1/2	20	120	086	34.29
-----------	---------	----	-----	-----	-------

Not intended to convey or dispense water for human consumption through drinking or cooking

60° EII Soc



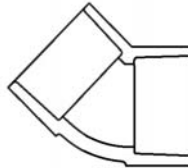
824-005F	1/2	1	7	083	70.51
824-007F	3/4	1	6	083	83.26
824-010F	1	1	25	083	90.59
824-012F	1-1/4	1	16	083	92.36
824-015F	1-1/2	1	16	083	98.66
824-020F	2	1	16	083	125.16
824-025F	2-1/2	1	10	083	147.35
824-030F	3	1	4	083	147.62
824-040F	4	1	4	083	189.69
824-060F	6	1	2	083	338.76
824-080F	8	1	2	083	410.59
824-100F	10	1	2	083	701.52
824-120F	12	1	1	083	916.28
824-140F	14	1	0	083	1140.97
824-160F	16	1	0	083	1289.19
824-180F	18	1	0	083	2283.03
824-200F	20	1	0	083	2518.81
824-240F	24	1	0	083	4200.23

PVC Schedule 80 Fittings, Unions, Flanges, Tank Adapters & Expansion Joints



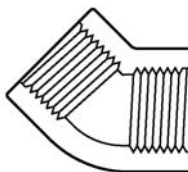
Part Number	Size	Std Pk	Mstr Ctn	Disc Code	Price Each
-------------	------	--------	----------	-----------	------------

45° EII Soc



817-002	1/4	25	450	080	11.28
817-003	3/8	25	150	080	11.28
817-005	1/2	20	240	080	5.91
817-007	3/4	20	240	080	9.03
817-010	1	15	120	080	13.54
817-012	1-1/4	10	80	080	17.24
817-015	1-1/2	10	0	080	20.39
817-020	2	10	0	080	26.44
817-025	2-1/2	5	0	080	55.50
817-030	3	5	0	080	67.55
817-040	4	5	0	080	121.65
817-045F	4-1/2	1	2	083	84.27
817-050	5	4	0	080	145.54
817-050F	5	1	4	083	115.00
817-060	6	4	0	080	153.20
817-080	8	2	0	080	332.15
817-100	10	1	0	081	1045.71
817-100F	10	1	2	083	441.31
817-120	12	1	0	081	1348.90
817-120F	12	1	0	083	620.88
817-140F	14	1	0	083	1012.01
817-160F	16	1	0	083	1238.94
817-180F	18	1	0	083	1508.00
817-200F	20	1	0	083	2071.32
817-240F	24	1	0	083	2565.65

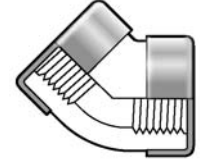
45° EII Fipt



819-002	1/4	25	450	080	12.79
819-003	3/8	25	150	080	12.79
819-005	1/2	20	120	080	11.67
819-007	3/4	10	120	080	12.54
819-010	1	10	120	080	15.73
819-012	1-1/4	10	80	080	24.00
819-015	1-1/2	10	0	080	30.17
819-020	2	10	0	080	44.73
819-025	2-1/2	5	0	080	88.50
819-030	3	5	0	080	142.35
819-040	4	5	0	080	204.26

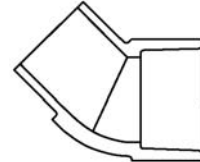
Part Number	Size	Std Pk	Mstr Ctn	Disc Code	Price Each
-------------	------	--------	----------	-----------	------------

Special Reinforced 45° EII SR Fipt - Stainless Steel Collar



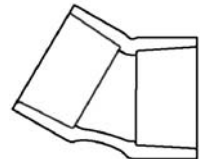
819-007SR	3/4	10	120	086	7.37
-----------	-----	----	-----	-----	------

45° Street EII Spig x Soc



827-005	1/2	50	400	080	5.91
827-007	3/4	50	0	080	9.03
827-010	1	50	0	080	13.54
827-012	1-1/4	25	0	080	17.24
827-015	1-1/2	25	0	080	20.39
827-020	2	10	0	080	26.44
827-025	2-1/2	12	0	080	34.86
827-030	3	10	0	080	67.55
827-040	4	5	0	080	121.65
827-050F	5	1	2	083	147.17
827-060	6	4	0	080	180.21
827-080	8	2	0	080	390.78
827-100	10	1	1	081	1230.28
827-120	12	1	1	081	1586.94
827-140F	14	1	0	083	934.06
827-160F	16	1	0	083	1498.35
827-180F	18	1	0	083	1675.01
827-200F	20	1	0	083	2203.59
827-240F	24	1	0	083	3503.89

30° EII Soc



815-005F	1/2	1	25	083	25.41
815-007F	3/4	1	25	083	25.59
815-010F	1	1	30	083	28.00
815-012F	1-1/4	1	15	083	30.32
815-015F	1-1/2	1	25	083	30.74
815-020F	2	1	25	083	33.52
815-025F	2-1/2	1	18	083	37.14
815-030F	3	1	20	083	40.52
815-040F	4	1	6	083	53.13
815-045F	4-1/2	1	18	083	80.93
815-050F	5	1	2	083	97.06
815-060	6	5	0	080	180.21
815-080F	8	1	3	083	162.59
815-100F	10	1	2	083	288.16



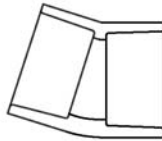
PVC Schedule 80 Fittings, Unions, Flanges, Tank Adapters & Expansion Joints

Part Number	Size	Std Pk	Mstr Ctn	Disc Code	Price Each
-------------	------	--------	----------	-----------	------------

30° EII (continued)

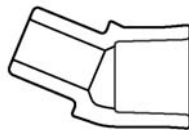
Soc

815-120F	12	1	2	083	421.16
815-140F	14	1	0	083	644.76
815-160F	16	1	0	083	861.86
815-180F	18	1	0	083	1323.99
815-200F	20	1	0	083	1919.49
815-240F	24	1	1	083	2290.13



22-1/2° EII Soc

816-005	1/2	20	240	080	6.97
816-007	3/4	20	240	080	10.64
816-010	1	20	160	080	15.94
816-012	1-1/4	20	0	080	20.29
816-015	1-1/2	20	0	080	23.99
816-020	2	20	0	080	31.07
816-025	2-1/2	5	0	080	63.84
816-030	3	5	0	080	79.65
816-040	4	4	0	080	143.13
816-045F	4-1/2	1	18	083	80.93
816-050F	5	1	8	083	97.06
816-060	6	4	0	080	180.21
816-060F	6	1	8	083	99.33
816-080	8	4	0	080	390.78
816-080F	8	1	4	083	162.59
816-100F	10	1	2	083	288.16
816-120F	12	1	2	083	421.16
816-140F	14	1	0	083	644.76
816-160F	16	1	0	083	861.86
816-180F	18	1	0	083	1112.61
816-200F	20	1	0	083	1919.49
816-240F	24	1	0	083	2290.13



22-1/2° Street EII Spig x Soc

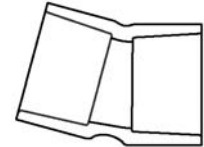
842-005	1/2	50	400	080	7.24
842-007	3/4	50	0	080	11.12
842-010	1	50	0	080	17.48
842-012	1-1/4	20	0	080	21.76
842-015	1-1/2	25	0	080	24.67
842-020	2	20	0	080	31.07
842-025	2-1/2	5	0	080	81.11
842-030	3	5	0	080	89.04
842-040	4	4	0	080	156.60
842-040F	4	1	5	084	99.77

Part Number	Size	Std Pk	Mstr Ctn	Disc Code	Price Each
-------------	------	--------	----------	-----------	------------

22-1/2° Street EII (continued)

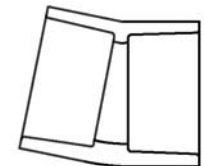
Spig x Soc

842-060	6	6	0	080	222.57
842-060F	6	1	6	083	125.16
842-080	8	1	2	080	481.21
842-080F	8	1	4	083	165.19
842-100F	10	1	1	083	337.59
842-120F	12	1	2	084	439.88



15° EII Soc

818-005F	1/2	1	25	083	25.41
818-007F	3/4	1	23	083	25.59
818-010F	1	1	20	083	28.00
818-012F	1-1/4	15	0	083	30.32
818-015F	1-1/2	1	25	083	30.74
818-020F	2	1	25	083	33.52
818-025F	2-1/2	1	18	083	109.43
818-030F	3	1	35	083	40.52
818-040F	4	1	20	083	53.13
818-045F	4-1/2	1	18	083	80.93
818-050F	5	1	2	083	97.06
818-060F	6	1	8	083	99.33
818-080F	8	1	4	083	162.59
818-100F	10	1	2	083	288.16
818-120F	12	1	2	083	421.16
818-140F	14	1	0	083	644.76
818-160F	16	1	0	083	861.86
818-180F	18	1	0	083	1112.61
818-200F	20	1	0	083	1919.49
818-240F	24	1	0	083	2290.13



11-1/4° EII Soc

811-005F	1/2	1	52	083	25.41
811-007F	3/4	1	52	083	25.59
811-010F	1	1	50	083	28.00
811-012F	1-1/4	1	26	083	30.32
811-015	1-1/2	25	0	080	25.35
811-020	2	10	0	080	31.07
811-025F	2-1/2	1	25	083	37.14
811-030	3	10	0	080	79.65
811-040	4	4	0	080	143.13
811-045F	4-1/2	1	18	083	80.93

PVC Schedule 80 Fittings, Unions, Flanges, Tank Adapters & Expansion Joints



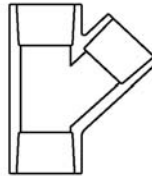
Part Number	Size	Std Pk	Mstr Ctn	Disc Code	Price Each
-------------	------	--------	----------	-----------	------------

11-1/4° Ell (continued)

Soc

811-050F	5	1	4	083	97.06
811-060F	6	1	10	083	99.33
811-080F	8	1	4	083	162.59
811-100F	10	1	2	083	288.16
811-120F	12	1	2	083	421.16
811-140F	14	1	0	083	644.76
811-160F	16	1	0	083	861.86
811-180F	18	1	0	083	1112.61
811-200F	20	1	0	083	1919.49
811-240F	24	1	0	083	2290.13

Wye Soc



1/2" - 2" - 235 psi Maximum Internal Pressure Rating @ 73°F (23°C)
 2-1/2" - 6" - 150 psi Maximum Internal Pressure Rating @ 73°F (23°C)
 8" - Larger & All Fabricated Sizes - 100 psi Maximum Internal Pressure Rating @ 73°F (23°C)

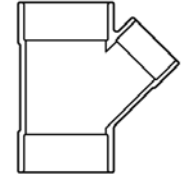
875-005	1/2	25	100	080	13.00
875-007	3/4	25	0	080	13.66
875-010	1	20	0	080	21.86
875-012	1-1/4	20	0	080	33.52
875-015	1-1/2	20	0	080	33.52
875-020	2	10	0	080	96.16
875-025 ¹	2-1/2	4	0	080	438.14
875-030	3	5	0	080	309.11
875-040	4	4	0	080	383.01
875-050F [*]	5	1	2	083	599.17
875-060	6	2	0	080	523.13
875-080	8	1	0	080	1052.03
875-080F	8	1	0	083	810.63
875-100F [*]	10	1	0	083	1272.04
875-120F [*]	12	1	0	083	1616.81
875-140F [*]	14	1	0	083	2700.31
875-160F [*]	16	1	0	083	3547.19
875-180F [*]	18	1	0	083	3976.87
875-200F [*]	20	1	0	083	5312.34
875-240F [*]	24	1	0	083	7070.04

¹ Sized with Bushing

* An asterisk (*) appearing after a fabricated fitting part number indicates the item is fiberglass reinforced.

Part Number	Size	Std Pk	Mstr Ctn	Disc Code	Price Each
-------------	------	--------	----------	-----------	------------

Reducing Wye Soc



1/2" - 2" - 235 psi Maximum Internal Pressure Rating @ 73°F (23°C)
 3" - 6" - 150 psi Maximum Internal Pressure Rating @ 73°F (23°C)
 8" - Larger & All Fabricated Sizes - 100 psi Maximum Internal Pressure Rating @ 73°F (23°C)

875-101 ¹	3/4X1/2	25	0	080	15.77
875-130 ¹	1X1/2	20	0	080	27.65
875-131 ¹	1X3/4	20	0	080	27.65
875-166 ¹	1-1/4X1/2	20	0	080	42.60
875-167 ¹	1-1/4X3/4	20	0	080	42.60
875-168 ¹	1-1/4X1	20	0	080	42.60
875-209 ¹	1-1/2X1/2	20	0	080	45.63
875-210 ¹	1-1/2X3/4	20	0	080	45.63
875-211 ¹	1-1/2X1	20	0	080	45.63
875-212 ¹	1-1/2X1-1/4	20	0	080	45.63
875-247 ¹	2X1/2	10	0	080	114.39
875-248 ¹	2X3/4	10	0	080	114.39
875-249 ¹	2X1	10	0	080	114.39
875-250 ¹	2X1-1/4	10	0	080	114.39
875-251 ¹	2X1-1/2	10	0	080	114.39
875-335 ¹	3X1	5	0	080	360.31
875-336 ¹	3X1-1/4	5	0	080	360.31
875-337 ¹	3X1-1/2	5	0	080	360.31
875-338 ¹	3X2	4	0	080	360.31
875-339 ¹	3X2-1/2	5	0	080	360.31
875-420	4X2	4	0	080	452.99
875-420F [*]	4X2	1	5	083	377.54
875-421 ¹	4X2-1/2	4	0	080	502.11
875-421F [*]	4X2-1/2	1	4	083	421.91
875-422 ¹	4X3	4	0	080	452.99
875-525 ¹	6X1	5	0	080	555.41
875-528 ¹	6X2	5	0	080	493.23
875-528F [*]	6X2	1	3	083	387.87
875-530 ¹	6X3	5	0	080	493.23
875-530F [*]	6X3	1	2	083	421.39
875-532	6X4	5	0	080	398.68
875-578 ¹	8X2	1	0	080	1376.22
875-578F [*]	8X2	1	2	083	627.53
875-579F [*]	8X2-1/2	1	2	083	641.60
875-580 ¹	8X3	1	0	080	1376.22
875-580F [*]	8X3	1	2	083	637.40
875-582 ¹	8X4	1	0	080	1376.22
875-582F [*]	8X4	1	2	083	675.85
875-585 ¹	8X6	1	0	080	1283.76
875-585F [*]	8X6	1	1	083	796.97
875-621F [*]	10X2	1	1	083	844.78



PVC Schedule 80 Fittings, Unions, Flanges, Tank Adapters & Expansion Joints

Part Number	Size	Std Pk	Mstr Ctn	Disc Code	Price Each
-------------	------	--------	----------	-----------	------------

Reducing Wye (continued)

Soc

875-622F ¹	10X2-1/2	1	1	083	850.66
875-623F ¹	10X3	1	1	083	861.23
875-624F ¹	10X4	1	1	083	938.64
875-625F ¹	10X5	1	1	083	1051.96
875-626	10X6	1	0	081	1486.28
875-626F ¹	10X6	1	1	083	1068.09
875-628	10X8	1	0	081	1892.27
875-628F ¹	10X8	1	0	083	1235.26
875-661F ¹	12X2	1	0	083	937.48
875-662F ¹	12X2-1/2	1	1	083	1022.05
875-663F ¹	12X3	1	0	083	1118.43
875-664F ¹	12X4	1	0	083	1184.45
875-666F ¹	12X6	1	0	083	1350.82
875-668F ¹	12X8	1	0	083	1479.86
875-670F ¹	12X10	1	0	083	1568.26
875-694F ¹	14X4	1	0	083	1465.83
875-696F ¹	14X6	1	0	083	1551.16
875-698F ¹	14X8	1	0	083	1586.94
875-700F ¹	14X10	1	0	083	1771.81
875-702F ¹	14X12	1	0	083	2008.17
875-754F ¹	16X4	1	0	083	1596.45
875-756F ¹	16X6	1	0	083	1603.37
875-758F ¹	16X8	1	0	083	1809.53
875-760F ¹	16X10	1	0	083	2037.07
875-762F ¹	16X12	1	0	083	2219.47
875-764F ¹	16X14	1	0	083	2570.27
875-784F ¹	18X4	1	0	083	2865.94
875-786F ¹	18X6	1	0	083	3236.16
875-788F ¹	18X8	1	0	083	3356.36
875-790F ¹	18X10	1	0	083	3607.44
875-792F ¹	18X12	1	0	083	3621.20
875-794F ¹	18X14	1	0	083	3911.07
875-796F ¹	18X16	1	0	083	3938.64
875-814F ¹	20X4	1	0	083	3541.55
875-816F ¹	20X6	1	0	083	3816.26
875-818F ¹	20X8	1	0	083	4032.94
875-820F ¹	20X10	1	0	083	4169.53
875-822F ¹	20X12	1	0	083	4319.27
875-824F ¹	20X14	1	0	083	4662.76
875-826F ¹	20X16	1	0	083	5048.65
875-828F ¹	20X18	1	0	083	5240.45
875-904F ¹	24X4	1	0	083	4406.20
875-906F ¹	24X6	1	0	083	4557.80
875-908F ¹	24X8	1	0	083	4674.47
875-910F ¹	24X10	1	0	083	4886.00
875-912F ¹	24X12	1	0	083	5196.57
875-914F ¹	24X14	1	0	083	5398.13
875-916F ¹	24X16	1	0	083	5759.03
875-918F ¹	24X18	1	0	083	6641.34
875-920F ¹	24X20	1	0	083	6952.43

Part Number	Size	Std Pk	Mstr Ctn	Disc Code	Price Each
-------------	------	--------	----------	-----------	------------

Reducing Wye (continued)

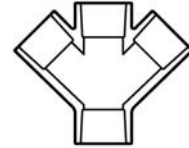
Soc

¹ Sized with Bushing

* An asterisk (*) appearing after a fabricated fitting part number indicates the item is fiberglass reinforced.

Double Wye

Soc



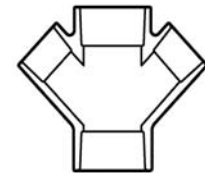
100 psi Maximum Internal Pressure Rating @ 73°F (23°C)

876-020F ¹	2	1	4	083	317.94
876-030F ¹	3	1	4	083	400.68
876-040F ¹	4	1	2	083	727.63
876-060F ¹	6	1	1	083	850.47
876-080F ¹	8	1	0	083	1013.28
876-100F ¹	10	1	0	083	1805.57
876-120F ¹	12	1	0	083	2542.66

For larger sizes please contact your Regional Spears® Distribution Center.

Reducing Double Wye

Soc



Size 3" is 150 psi, all Fabricated Sizes- 100 psi Maximum Internal Pressure Rating @ 73°F (23°C)

876-338	3X2	5	0	080	386.64
876-420F ¹	4X2	1	2	083	504.94
876-421F ¹	4X2-1/2	1	2	083	571.70
876-422F ¹	4X3	1	2	083	591.34
876-528F ¹	6X2	1	2	083	594.17
876-529F ¹	6X2-1/2	1	2	083	620.62
876-530F ¹	6X3	1	2	083	624.65
876-532F ¹	6X4	1	1	083	744.59
876-578F ¹	8X2	1	2	083	766.41
876-579F ¹	8X2-1/2	1	2	083	802.59
876-580F ¹	8X3	1	1	083	807.49
876-582F ¹	8X4	1	1	083	833.54
876-585F ¹	8X6	1	0	083	941.16
876-621F ¹	10X2	1	1	083	1021.94
876-622F ¹	10X2-1/2	1	1	083	1100.06
876-623F ¹	10X3	1	1	083	1106.59

PVC Schedule 80 Fittings, Unions, Flanges, Tank Adapters & Expansion Joints



Part Number	Size	Std Pk	Mstr Ctn	Disc Code	Price Each
-------------	------	--------	----------	-----------	------------

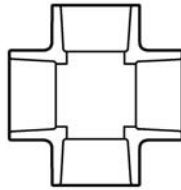
Reducing Double Wye (continued)

Soc

876-624F [*]	10X4	1	0	083	1148.59
876-626F [*]	10X6	1	0	083	1202.26
876-628F [*]	10X8	1	0	083	1545.14
876-661F [*]	12X2	1	0	083	1141.88
876-662F [*]	12X2-1/2	1	0	083	1209.63
876-663F [*]	12X3	1	0	083	1228.72
876-664F [*]	12X4	1	0	083	1308.82
876-666F [*]	12X6	1	0	083	1518.85
876-668F [*]	12X8	1	0	083	1814.21
876-670F [*]	12X10	1	0	083	2069.17

* An asterisk (*) appearing after a fabricated fitting part number indicates the item is fiberglass reinforced.

For larger sizes please contact your Regional Spears® Distribution Center.

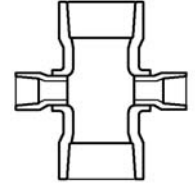


Cross Soc

820-002	1/4	25	150	080	43.64
820-005	1/2	50	0	080	43.64
820-007	3/4	50	0	080	45.93
820-010	1	50	0	080	53.78
820-012	1-1/4	25	0	080	64.53
820-015	1-1/2	25	0	080	69.57
820-020	2	10	0	080	86.14
820-025	2-1/2	10	0	080	117.45
820-030	3	5	0	080	146.49
820-040	4	3	0	080	254.88
820-060F	6	1	1	083	612.47
820-080F	8	1	0	083	895.56
820-100F	10	1	0	083	1444.46
820-120F	12	1	0	083	2034.14
820-140F	14	1	0	083	3269.21
820-160F	16	1	0	083	3705.04
820-180F	18	1	0	083	3886.23
820-200F	20	1	0	083	5658.71
820-240F	24	1	0	083	8503.36

Part Number	Size	Std Pk	Mstr Ctn	Disc Code	Price Each
-------------	------	--------	----------	-----------	------------

Reducing Cross Soc



820-101 ¹	3/4X1/2	50	0	080	50.60
820-130 ¹	1X1/2	25	0	080	65.55
820-131 ¹	1X3/4	50	0	080	65.55
820-166 ¹	1-1/4X1/2	25	0	080	62.96
820-167	1-1/4X3/4	25	0	080	58.09
820-168 ¹	1-1/4X1	25	0	080	82.78
820-209 ¹	1-1/2X1/2	20	0	080	93.89
820-210 ¹	1-1/2X3/4	50	0	080	93.89
820-211 ¹	1-1/2X1	25	0	080	93.89
820-212 ¹	1-1/2X1-1/4	25	0	080	93.89
820-247 ¹	2X1/2	10	0	080	120.46
820-248 ¹	2X3/4	10	0	080	120.46
820-249 ¹	2X1	10	0	080	120.46
820-250 ¹	2X1-1/4	10	0	080	120.46
820-251 ¹	2X1-1/2	10	0	080	120.46
820-289	2-1/2X1	15	0	080	105.68
820-290 ¹	2-1/2X1-1/4	10	0	080	176.44
820-291 ¹	2-1/2X1-1/2	10	0	080	176.44
820-292 ¹	2-1/2X2	4	0	080	176.44
820-335 ¹	3X1	4	0	080	239.27
820-336 ¹	3X1-1/4	4	0	080	239.27
820-337 ¹	3X1-1/2	4	0	080	239.27
820-338 ¹	3X2	4	0	080	239.27
820-339 ¹	3X2-1/2	4	0	080	239.27
820-420 ¹	4X2	3	0	080	384.41
820-422 ¹	4X3	3	0	080	384.41
820-528F	6X2	1	4	083	475.33
820-530F	6X3	1	2	083	499.72
820-532F	6X4	1	2	083	595.62
820-578F	8X2	1	1	083	613.37
820-580F	8X3	1	1	083	645.69
820-582F	8X4	1	1	083	666.85
820-585F	8X6	1	1	083	720.62
820-621F	10X2	1	1	083	816.50
820-622F	10X2-1/2	1	1	083	839.38
820-623F	10X3	1	1	083	885.32
820-624F	10X4	1	1	083	918.98
820-626F	10X6	1	1	083	961.71
820-628F	10X8	1	1	083	1236.80
820-661F	12X2	1	1	083	913.50
820-663F	12X3	1	1	083	984.19
820-664F	12X4	1	1	083	1047.46
820-666F	12X6	1	1	083	1216.37
820-668F	12X8	1	0	083	1453.03
820-670F	12X10	1	0	083	988.23
820-691F	14X2	1	0	083	1310.80
820-693F	14X3	1	0	083	1410.69



PVC Schedule 80 Fittings, Unions, Flanges, Tank Adapters & Expansion Joints

Part Number	Size	Std Pk	Mstr Ctn	Disc Code	Price Each
-------------	------	--------	----------	-----------	------------

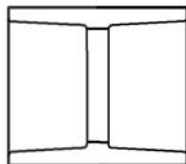
Reducing Cross (continued)

Soc

820-694F	14X4	1	0	083	1548.89
820-696F	14X6	1	0	083	1710.77
820-698F	14X8	1	0	083	1946.10
820-700F	14X10	1	0	083	2248.54
820-702F	14X12	1	0	083	2543.28
820-751F	16X2	1	0	083	1639.85
820-753F	16X3	1	0	083	1765.98
820-754F	16X4	1	0	083	1959.06
820-756F	16X6	1	0	083	2118.79
820-758F	16X8	1	0	083	2369.85
820-760F	16X10	1	0	083	2582.41
820-762F	16X12	1	0	083	2900.49
820-764F	16X14	1	0	083	3632.44
820-784F	18X4	1	0	083	2765.40
820-786F	18X6	1	0	083	2886.35
820-788F	18X8	1	0	083	3097.59
820-790F	18X10	1	0	083	3308.67
820-792F	18X12	1	0	083	3464.68
820-794F	18X14	1	0	083	3670.96
820-796F	18X16	1	0	083	3825.13
820-814F	20X4	1	0	083	3467.59
820-816F	20X6	1	0	083	3994.16
820-818F	20X8	1	0	083	4039.02
820-820F	20X10	1	0	083	4318.03
820-822F	20X12	1	0	083	4630.07
820-824F	20X14	1	0	083	5169.91
820-826F	20X16	1	0	083	5270.71
820-828F	20X18	1	0	083	5555.43
820-904F	24X4	1	0	083	4139.80
820-906F	24X6	1	0	083	4400.29
820-908F	24X8	1	0	083	4572.11
820-910F	24X10	1	0	083	4637.43
820-912F	24X12	1	0	083	4849.27
820-914F	24X14	1	0	083	5769.97
820-916F	24X16	1	0	083	6161.72
820-918F	24X18	1	0	083	7069.99
820-920F	24X20	1	0	083	8453.65

¹ Sized with Bushing

Coupling Soc



829-002	1/4	25	450	080	9.09
829-003	3/8	25	150	080	9.09
829-005	1/2	25	150	080	5.68
829-007	3/4	25	300	080	7.69
829-010	1	25	200	080	7.90
829-012	1-1/4	10	80	080	12.04

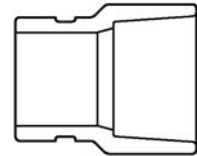
Part Number	Size	Std Pk	Mstr Ctn	Disc Code	Price Each
-------------	------	--------	----------	-----------	------------

Coupling (continued)

Soc

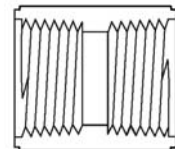
829-015	1-1/2	10	80	080	12.98
829-020	2	20	0	080	13.94
829-025	2-1/2	10	0	080	34.30
829-030	3	5	0	080	39.39
829-040	4	5	0	080	49.33
829-050	5	5	0	080	97.83
829-050F	5	1	5	083	61.06
829-060	6	4	0	080	106.17
829-080	8	4	0	080	144.49
829-100	10	1	0	081	495.91
829-100F	10	1	0	083	167.01
829-120	12	1	0	081	571.53
829-120F	12	1	0	083	192.51
829-140	14	1	0	081	727.15
829-140F	14	1	0	083	384.95
829-160F	16	1	0	083	457.66
829-180F	18	1	0	083	902.11
829-200F	20	1	0	083	1112.26
829-240F	24	1	0	083	1221.27

Grooved Coupling Adapter Groove x Soc



833-012	1-1/4	10	60	080	15.77
833-015	1-1/2	10	80	080	17.62
833-020	2	10	80	080	20.50
833-025	2-1/2	5	0	080	44.27
833-030	3	5	0	080	52.77
833-040	4	5	0	080	59.89
833-050F	5	1	7	084	114.96
833-060	6	5	0	080	129.31
833-080F	8	1	4	084	148.29
833-100F	10	1	1	084	182.10
833-120F	12	1	0	084	246.00

Coupling Fipt



830-002	1/4	25	450	080	6.81
830-003	3/8	25	150	080	6.81
830-005	1/2	25	150	080	6.36
830-007	3/4	25	300	080	9.06
830-010	1	15	90	080	9.73
830-012	1-1/4	10	120	080	12.04
830-015	1-1/2	10	80	080	26.79
830-020	2	10	0	080	28.12

PVC Schedule 80 Fittings, Unions, Flanges, Tank Adapters & Expansion Joints



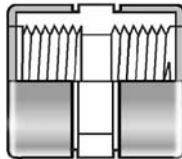
Part Number	Size	Std Pk	Mstr Ctn	Disc Code	Price Each
-------------	------	--------	----------	-----------	------------

Coupling (continued)

Fipt

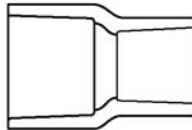
830-025	2-1/2	5	0	080	67.13
830-030	3	5	0	080	78.72
830-040	4	5	0	080	136.31
830-060F	6	1	8	083	171.79
830-080F	8	1	6	083	252.62
830-100F	10	1	2	083	343.60

Special Reinforced Coupling SR Fipt - Stainless Steel Collar



830-005SR	1/2	25	150	086	3.51
830-007SR	3/4	25	150	086	4.99
830-010SR	1	25	200	086	5.33
830-012SR	1-1/4	10	120	086	6.64
830-015SR	1-1/2	10	80	086	14.70
830-020SR	2	10	0	086	15.41

Reducer Coupling Soc



829-101	3/4X1/2	50	400	080	6.95
829-130	1X1/2	25	200	080	9.71
829-131	1X3/4	25	200	080	10.14
829-166	1-1/4X1/2	25	0	080	20.59
829-167	1-1/4X3/4	25	0	080	20.59
829-168	1-1/4X1	25	0	080	20.59
829-209	1-1/2X1/2	25	0	080	21.55
829-210	1-1/2X3/4	25	0	080	21.55
829-211	1-1/2X1	25	0	080	21.55
829-212	1-1/2X1-1/4	25	0	080	26.63
829-247	2X1/2	25	0	080	24.30
829-248	2X3/4	10	80	080	24.30
829-249	2X1	16	0	080	24.30
829-250	2X1-1/4	10	40	080	24.30
829-251	2X1-1/2	10	40	080	24.30
829-291	2-1/2X1-1/2	10	0	080	32.41
829-292	2-1/2X2	10	0	080	32.41
829-335 ¹	3X1	8	0	080	74.12
829-336 ¹	3X1-1/4	6	0	080	74.12
829-337 ¹	3X1-1/2	8	0	080	74.12
829-338	3X2	8	0	080	59.69
829-339 ¹	3X2-1/2	5	0	080	85.11
829-339F	3X2-1/2	1	9	083	53.54
829-416 ¹	4X3/4	4	0	080	123.26
829-417 ¹	4X1	4	0	080	123.26
829-419 ¹	4X1-1/2	4	0	080	123.26

Part Number	Size	Std Pk	Mstr Ctn	Disc Code	Price Each
-------------	------	--------	----------	-----------	------------

Reducer Coupling (continued)

Soc

829-420	4X2	6	0	080	113.79
829-421	4X2-1/2	4	0	080	113.79
829-422	4X3	4	0	080	112.45
829-460F	4-1/2X4	1	20	083	74.44
829-487F	5X2-1/2	1	6	083	110.52
829-488F	5X3	1	6	083	107.15
829-490F	5X4	1	8	083	57.80
829-491F	5X4-1/2	1	10	083	81.60
829-528 ¹	6X2	6	0	080	281.56
829-529 ¹	6X2-1/2	4	0	080	337.64
829-530 ¹	6X3	12	0	080	284.43
829-530F	6X3	1	10	083	106.14
829-532	6X4	4	0	080	229.36
829-534F	6X4-1/2	1	5	083	92.80
829-533F	6X5	1	5	083	97.31
829-579F	8X2-1/2	1	6	083	293.77
829-580F	8X3	1	6	083	269.20
829-582F	8X4	1	6	083	251.22
829-583F	8X5	1	4	083	276.16
829-585	8X6	2	0	080	694.67
829-621F	10X2	1	2	083	433.32
829-623F	10X3	1	2	083	405.68
829-624F	10X4	1	2	083	382.88
829-625F	10X5	1	4	083	348.13
829-626	10X6	1	0	081	813.26
829-626F	10X6	1	4	083	313.77
829-628	10X8	1	0	081	813.26
829-663F	12X3	1	2	083	625.48
829-664F	12X4	1	2	083	534.32
829-665F	12X5	1	2	083	495.72
829-666F	12X6	1	0	083	462.20
829-668	12X8	1	0	081	925.41
829-668F	12X8	1	0	083	357.87
829-670F	12X10	1	0	083	241.77
829-691F	14X2	1	0	083	932.31
829-694F	14X4	1	0	083	778.50
829-696F	14X6	1	0	083	657.57
829-698F	14X8	1	0	083	601.72
829-700F	14X10	1	0	083	588.52
829-702F	14X12	1	0	083	352.99
829-754F	16X4	1	0	083	1155.86
829-756F	16X6	1	0	083	1045.38
829-758F	16X8	1	0	083	918.13
829-760F	16X10	1	0	083	815.53
829-762F	16X12	1	0	083	687.41
829-764F	16X14	1	0	083	521.83
829-783F	18X3	1	0	083	2508.07
829-784F	18X4	1	0	083	2438.84
829-786F	18X6	1	0	083	2279.76
829-788F	18X8	1	0	083	2158.56



PVC Schedule 80 Fittings, Unions, Flanges, Tank Adapters & Expansion Joints

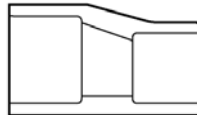
Part Number	Size	Std Pk	Mstr Ctn	Disc Code	Price Each
-------------	------	--------	----------	-----------	------------

Reducer Coupling (continued)

Soc

829-790F	18X10	1	0	083	1952.65
829-792F	18X12	1	0	083	1607.27
829-794F	18X14	1	0	083	1088.06
829-796F	18X16	1	0	083	928.91
829-814F	20X4	1	0	083	2414.47
829-816F	20X6	1	0	083	2223.06
829-818F	20X8	1	0	083	2124.82
829-820F	20X10	1	0	083	2050.29
829-822F	20X12	1	0	083	1773.69
829-824F	20X14	1	0	083	1769.00
829-826F	20X16	1	0	083	1625.01
829-828F	20X18	1	0	083	1120.57
829-904F	24X4	1	0	083	3862.18
829-906F	24X6	1	0	083	3803.37
829-908F	24X8	1	0	083	3720.95
829-910F	24X10	1	0	083	3631.20
829-912F	24X12	1	0	083	3303.30
829-914F	24X14	1	0	083	3046.86
829-916F	24X16	1	0	083	2776.78
829-918F	24X18	1	0	083	2536.40
829-920F	24X20	1	0	083	2394.88

¹ Sized with Bushing



Eccentric Reducer Coupling

Soc

829-131FE	1X3/4	1	15	083	37.71
829-168FE	1-1/4X1	1	12	083	29.89
829-212FE	1-1/2X1-1/4	1	20	083	31.04
829-249FE	2X1	1	25	083	44.26
829-250FE	2X1-1/4	1	25	083	41.13
829-251FE	2X1-1/2	1	10	083	39.24
829-290FE ²	2-1/2X1-1/4	1	10	083	60.96
829-291FE ²	2-1/2X1-1/2	1	20	083	59.26
829-292FE	2-1/2X2	1	10	083	45.76
829-335FE ²	3X1	1	10	083	60.05
829-336FE ²	3X1-1/4	1	10	083	57.84
829-337FE ²	3X1-1/2	1	10	083	55.57
829-338FE	3X2	1	20	083	35.49
829-339FE	3X2-1/2	1	10	083	34.72
829-417FE ³	4X1	1	18	083	145.95
829-418FE ³	4X1-1/4	1	6	083	143.36
829-419FE ³	4X1-1/2	1	6	083	138.80
829-420FE ²	4X2	1	10	083	96.91
829-421FE ²	4X2-1/2	1	6	083	80.81
829-422FE	4X3	1	10	083	73.29
829-490FE	5X4	1	8	083	97.53

Part Number	Size	Std Pk	Mstr Ctn	Disc Code	Price Each
-------------	------	--------	----------	-----------	------------

Eccentric Reducer Coupling (continued)

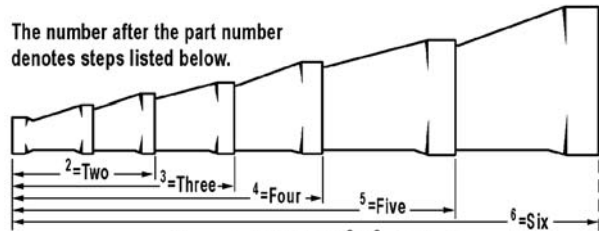
Soc

829-528FE ³	6X2	1	6	083	171.76
829-529FE ³	6X2-1/2	1	2	083	156.78
829-530FE ²	6X3	1	6	083	151.31
829-532FE	6X4	1	5	083	109.54
829-533FE	6X5	1	5	083	101.02
829-575FE ⁵	8X1	1	0	083	350.40
829-577FE ⁵	8X1-1/2	1	0	083	342.53
829-578FE ⁴	8X2	1	0	083	304.33
829-580FE ³	8X3	1	2	083	231.94
829-582FE ²	8X4	1	2	083	189.46
829-583FE ²	8X5	1	2	083	189.06
829-585FE	8X6	1	4	083	145.69
829-624FE ³	10X4	1	0	083	320.61
829-625FE ³	10X5	1	0	083	365.00
829-626FE ²	10X6	1	2	083	272.11
829-628FE	10X8	1	2	083	251.44
829-664FE ⁴	12X4	1	0	083	490.28
829-666FE ³	12X6	1	0	083	403.49
829-668FE ²	12X8	1	0	083	348.59
829-670FE	12X10	1	2	083	222.82
829-696FE ³	14X6	1	0	083	798.65
829-698FE ²	14X8	1	0	083	656.77
829-700FE	14X10	1	0	083	544.72
829-702FE	14X12	1	0	083	349.94
829-756FE ⁴	16X6	1	0	083	1475.54
829-758FE ³	16X8	1	0	083	1351.18
829-760FE ²	16X10	1	0	083	982.94
829-762FE ²	16X12	1	0	083	872.69
829-764FE	16X14	1	0	083	675.95
829-786FE ⁵	18X6	1	0	083	2036.86
829-788FE ⁴	18X8	1	0	083	1949.82
829-790FE ³	18X10	1	0	083	1822.05
829-792FE ³	18X12	1	0	083	1626.32
829-794FE ²	18X14	1	0	083	1340.80
829-796FE	18X16	1	0	083	1308.31

Eccentric Reducer Coupling Footnotes

Multi-Step Configurations

The number after the part number denotes steps listed below.



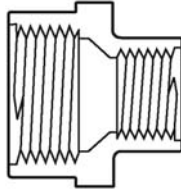
Example: 829-582 FE² (²= 2 Step)

PVC Schedule 80 Fittings, Unions, Flanges, Tank Adapters & Expansion Joints



Part Number	Size	Std Pk	Mstr Ctn	Disc Code	Price Each
-------------	------	--------	----------	-----------	------------

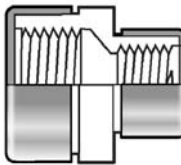
Reducer Coupling Fipt



830-101	3/4X1/2	50	200	080	7.56
830-211 ¹	1-1/2X1	10	0	080	36.86

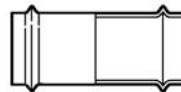
¹ Sized with Bushing

Special Reinforced Reducer Coupling SR Fipt - Stainless Steel Collar



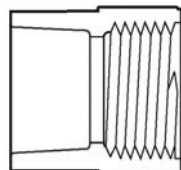
830-101SR	3/4X1/2	50	200	086	4.54
830-130SR	1X1/2	50	0	086	6.74
830-131SR	1X3/4	25	200	086	6.74
830-168SR	1-1/4X1	25	0	086	14.46
830-210SR	1-1/2X3/4	25	0	086	21.46
830-211SR	1-1/2X1	10	80	086	21.46
830-212SR	1-1/2X1-1/4	10	80	086	21.46
830-249SR	2X1	25	0	086	28.44
830-251SR	2X1-1/2	10	0	086	28.44

Fabricated Repair Coupling Gasket



828-020F	2	15	0	083	78.06
828-030F	3	1	5	083	99.44
828-040F	4	1	4	083	123.91
828-060F	6	1	2	083	143.55
828-080F	8	1	2	083	188.73
828-100F	10	1	0	083	337.93
828-120F	12	1	0	083	430.47
828-140F	14	1	0	083	986.80
828-160F	16	1	0	083	1177.56
828-180F	18	1	0	083	2032.21
828-200F	20	1	0	083	2194.80
828-240F	24	1	0	083	3012.18

Female Adapter Soc x Fipt



835-002	1/4	25	450	080	9.61
835-003	3/8	25	400	080	9.61
835-005	1/2	25	150	080	5.32

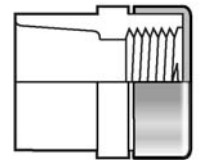
Part Number	Size	Std Pk	Mstr Ctn	Disc Code	Price Each
-------------	------	--------	----------	-----------	------------

Female Adapter (continued) Soc x Fipt

835-007	3/4	25	150	080	7.90
835-010	1	15	90	080	11.65
835-012	1-1/4	10	120	080	18.87
835-015	1-1/2	10	80	080	23.13
835-020	2	10	0	080	40.36
835-025	2-1/2	5	0	080	63.72
835-030	3	5	0	080	71.73
835-040	4	5	0	080	123.28
835-060	6	6	0	080	145.98
835-060F	6	1	8	083	191.69
835-080	8	3	0	080	274.44
835-080F	8	1	6	083	226.60
835-100F	10	1	2	083	248.38
835-120F	12	1	1	083	313.46

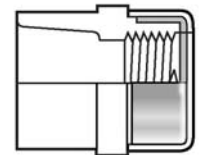
Special Reinforced Female Adapter

Soc x SR Fipt - Stainless Steel Collar



835-002SR	1/4	25	450	086	5.31
835-003SR	3/8	25	300	086	5.31
835-005SR	1/2	25	300	086	2.95
835-007SR	3/4	25	300	086	4.29
835-010SR	1	25	200	086	6.38
835-012SR	1-1/4	10	60	086	10.32
835-015SR	1-1/2	10	80	086	12.70
835-020SR	2	10	0	086	22.15
835-025SR	2-1/2	5	0	086	34.95
835-030SR	3	15	0	086	39.38
835-040SR	4	5	0	086	67.68
835-060SR	6	6	0	086	87.93

Encapsulated Special Reinforced Female Adapter Soc x ESR Fipt



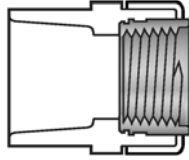
835-002ESR	1/4	25	450	086	7.69
835-003ESR	3/8	25	300	086	7.69
835-005ESR	1/2	25	300	086	4.77
835-007ESR	3/4	25	300	086	7.04
835-010ESR	1	25	200	086	9.32
835-012ESR	1-1/4	10	80	086	15.04
835-015ESR	1-1/2	10	80	086	21.73
835-020ESR	2	10	0	086	32.30



PVC Schedule 80 Fittings, Unions, Flanges, Tank Adapters & Expansion Joints

Part Number	Size	Std Pk	Mstr Ctn	Disc Code	Price Each
-------------	------	--------	----------	-----------	------------

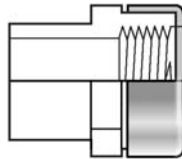
**Transition Female Adapter
Soc x Fipt With Brass Thread Insert**



835-005BR	1/2	25	150	086	23.72
835-007BR	3/4	25	150	086	34.07
835-010BR	1	15	90	086	58.71
835-012BR	1-1/4	15	60	086	96.68
835-015BR	1-1/2	10	40	086	127.01
835-020BR	2	8	32	086	157.31

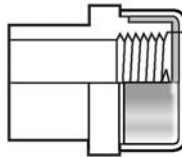
Not intended to convey or dispense water for human consumption through drinking or cooking

**Special Reinforced Spigot
Female Adapter
Spig x SR Fipt - Stainless Steel Collar**



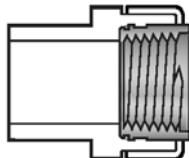
878-005SR	1/2	50	600	086	3.88
878-007SR	3/4	25	300	086	4.57
878-010SR	1	50	0	086	7.04
878-012SR	1-1/4	25	0	086	11.21
878-015SR	1-1/2	25	0	086	13.44
878-020SR	2	15	0	086	22.37
878-030SR	3	5	0	086	41.12
878-040SR	4	5	0	086	69.81

**Encapsulated Special
Reinforced Spigot Female
Adapter
Spig x ESR Fipt**



878-005ESR	1/2	50	600	086	5.29
878-007ESR	3/4	25	300	086	7.29
878-010ESR	1	50	0	086	10.00
878-012ESR	1-1/4	25	0	086	15.39
878-015ESR	1-1/2	25	0	086	21.85
878-020ESR	2	15	0	086	32.93

**Transition Female Adapter
Spig x Fipt With Brass Thread Insert**

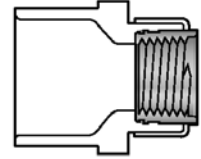


878-010BR	1	15	90	086	63.47
-----------	---	----	----	-----	-------

Not intended to convey or dispense water for human consumption through drinking or cooking

Part Number	Size	Std Pk	Mstr Ctn	Disc Code	Price Each
-------------	------	--------	----------	-----------	------------

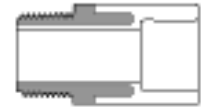
**Transition Reducing Female
Adapter
Soc x Fipt With Brass Thread Insert**



835-101BR	3/4X1/2	50	0	086	35.22
-----------	---------	----	---	-----	-------

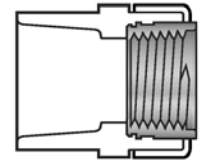
Not intended to convey or dispense water for human consumption through drinking or cooking

**Transition Male Adapter With
Brass Thread
Brass Mipt x Socket**



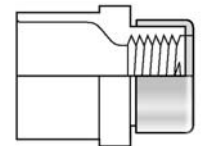
836-005BR	1/2	40	160	086	26.11
836-007BR	3/4	40	160	086	39.37
836-010BR	1	10	60	086	64.02
836-012BR	1-1/4	10	60	086	107.84
836-015BR	1-1/2	10	40	086	143.10
836-020BR	2	8	32	086	177.77

**Transition Female Adapter
Soc x Fipt With 316 Stainless Steel
Thread Insert**



835-005SS	1/2	25	300	086	46.48
835-007SS	3/4	15	90	086	66.80
835-010SS	1	15	90	086	113.67
835-012SS	1-1/4	15	60	086	189.84
835-015SS	1-1/2	10	40	086	247.99
835-020SS	2	8	32	086	318.13

**Special Reinforced Reducing
Female Adapter
Soc x SR Fipt - Stainless Steel Collar**



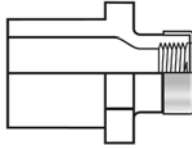
835-074SR	1/2X3/4	50	400	086	4.29
835-101SR	3/4X1/2	50	400	086	4.29
835-102SR	3/4X1	50	0	086	6.38
835-130SR	1X1/2	50	0	086	6.38
835-131SR	1X3/4	25	200	086	6.38

PVC Schedule 80 Fittings, Unions, Flanges, Tank Adapters & Expansion Joints



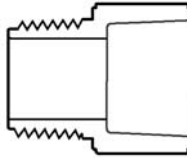
Part Number	Size	Std Pk	Mstr Ctn	Disc Code	Price Each
-------------	------	--------	----------	-----------	------------

Special Reinforced Reducing Spigot Female Adapter Spig x SR Fipt - Stainless Steel Collar



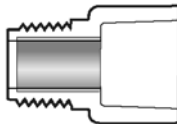
878-072SR	1/2X1/4	25	450	086	10.78
878-098SR	3/4X1/4	50	400	086	14.86
878-128SR	1X1/4	50	400	086	15.32

Male Adapter Mipt x Soc



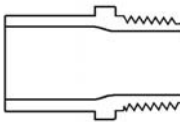
836-053	3/8X1/2	50	900	080	6.61
836-005	1/2	25	150	080	6.64
836-007	3/4	25	300	080	7.32
836-102	3/4X1	50	0	080	15.68
836-131	1X3/4	50	400	080	15.68
836-010	1	20	240	080	12.67
836-012	1-1/4	10	120	080	14.82
836-015	1-1/2	10	120	080	21.29
836-020	2	10	80	080	30.79
836-025	2-1/2	5	0	080	35.00
836-030	3	5	0	080	38.85
836-040	4	4	0	080	69.12
836-050F	5	1	8	083	210.14
836-060	6	5	0	080	153.54
836-080F	8	1	2	083	165.55
836-100F	10	1	2	083	198.13
836-120F	12	1	0	083	294.44

Reinforced Male Adapter R Mipt x Soc - Stainless Steel Sleeve



836-005R	1/2	25	150	086	3.65
836-007R	3/4	25	300	086	4.00
836-010R	1	10	60	086	7.01

Male Adapter Spig x Mipt



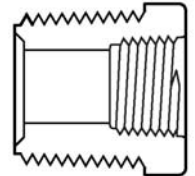
861-005	1/2	50	300	080	6.68
861-007	3/4	25	300	080	9.85
861-010	1	50	0	080	14.55
861-131	1X3/4	50	200	080	15.01

Part Number	Size	Std Pk	Mstr Ctn	Disc Code	Price Each
-------------	------	--------	----------	-----------	------------

Male Adapter (continued) Spig x Mipt

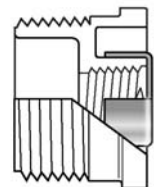
861-012	1-1/4	25	0	080	15.77
861-015	1-1/2	25	0	080	17.62
861-020	2	25	0	080	20.50

Reducer (T.T.) Bushing Flush Style Mipt x Fipt



839-041	1/4X1/8	25	500	080	11.45
839-052	3/8X1/4	50	450	080	11.45
839-072	1/2X1/4	50	300	080	11.45
839-073	1/2X3/8	50	300	080	11.45
839-098	3/4X1/4	50	300	080	8.53
839-099	3/4X3/8	50	300	080	8.53
839-101	3/4X1/2	50	300	080	7.03
839-128	1X1/4	25	150	080	13.77
839-129	1X3/8	50	600	080	11.01
839-130	1X1/2	50	300	080	11.01
839-131	1X3/4	50	700	080	11.01
839-166	1-1/4X1/2	25	300	080	11.68
839-167	1-1/4X3/4	25	300	080	11.68
839-168	1-1/4X1	25	300	080	11.68
839-209	1-1/2X1/2	25	200	080	13.84
839-210	1-1/2X3/4	25	200	080	13.84
839-211	1-1/2X1	25	200	080	13.84
839-212	1-1/2X1-1/4	25	200	080	13.84
839-247	2X1/2	10	120	080	20.28
839-248	2X3/4	10	120	080	20.28
839-249	2X1	10	120	080	20.28
839-250	2X1-1/4	10	120	080	20.28
839-251	2X1-1/2	10	120	080	20.28
839-292	2-1/2X2	10	80	080	27.46
839-337	3X1-1/2	10	0	080	37.33
839-338	3X2	10	0	080	37.33
839-339	3X2-1/2	10	0	080	37.33
839-420	4X2	6	0	080	76.94
839-422	4X3	6	0	080	98.26

Special Reinforced Reducer Bushing Mipt x SR Fipt - Stainless Steel Collar



839-128SR	1X1/4	25	150	086	5.68
839-209SR	1-1/2X1/2	25	200	086	8.30
839-210SR	1-1/2X3/4	25	100	086	8.30
839-247SR	2X1/2	10	120	086	12.19
839-248SR	2X3/4	10	120	086	12.19
839-249SR	2X1	10	120	086	12.19

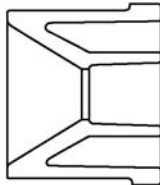


PVC Schedule 80 Fittings, Unions, Flanges, Tank Adapters & Expansion Joints

Part Number	Size	Std Pk	Mstr Ctn	Disc Code	Price Each
-------------	------	--------	----------	-----------	------------

Special Reinforced Reducer Bushing (continued) Mipt x SR Fipt - Stainless Steel Collar

839-420SR	4X2	6	0	086	46.16
-----------	-----	---	---	-----	-------



Reducer Bushing Flush Style Spig x Soc

837-052	3/8X1/4	50	450	080	5.02
837-072	1/2X1/4	50	600	080	5.02
837-073	1/2X3/8	50	600	080	5.02
837-101	3/4X1/2	50	600	080	1.83
837-129 ¹	1X3/8	50	200	080	10.46
837-130	1X1/2	50	300	080	5.24
837-131	1X3/4	50	400	080	5.24
837-166	1-1/4X1/2	25	150	080	8.22
837-167	1-1/4X3/4	25	300	080	8.22
837-168	1-1/4X1	25	200	080	8.22
837-209	1-1/2X1/2	25	200	080	11.20
837-210	1-1/2X3/4	25	200	080	11.20
837-211	1-1/2X1	25	200	080	11.20
837-212	1-1/2X1-1/4	25	200	080	11.20
837-247	2X1/2	10	120	080	15.97
837-248	2X3/4	10	120	080	15.97
837-249	2X1	10	120	080	15.97
837-250	2X1-1/4	10	120	080	15.97
837-251	2X1-1/2	10	120	080	15.97
837-287 ¹	2-1/2X1/2	5	40	080	37.09
837-288 ¹	2-1/2X3/4	5	40	080	37.09
837-289	2-1/2X1	10	0	080	37.09
837-290	2-1/2X1-1/4	10	0	080	27.73
837-291	2-1/2X1-1/2	10	40	080	27.73
837-292	2-1/2X2	15	0	080	27.73
837-333 ¹	3X1/2	10	0	080	51.06
837-334 ¹	3X3/4	10	0	080	49.44
837-335	3X1	10	0	080	43.99
837-336	3X1-1/4	10	0	080	43.99
837-337	3X1-1/2	10	0	080	43.99
837-338	3X2	10	0	080	43.99
837-339	3X2-1/2	15	0	080	43.99
837-415 ¹	4X1/2	6	0	080	78.20
837-416 ¹	4X3/4	6	0	080	78.20
837-417 ¹	4X1	6	0	080	78.20
837-418 ¹	4X1-1/4	6	0	080	78.20
837-419 ¹	4X1-1/2	6	0	080	78.20
837-420	4X2	6	0	080	60.91
837-421	4X2-1/2	6	0	080	60.91
837-422	4X3	6	0	080	60.91
837-486 ¹	5X2	3	0	080	68.56
837-488 ¹	5X3	5	0	080	90.30

Part Number	Size	Std Pk	Mstr Ctn	Disc Code	Price Each
-------------	------	--------	----------	-----------	------------

Reducer Bushing Flush Style (continued) Spig x Soc

837-490	5X4	4	0	080	80.47
837-490F	5X4	1	4	083	85.82
837-524 ¹	6X3/4	5	0	080	101.67
837-525 ¹	6X1	5	0	080	96.59
837-526 ¹	6X1-1/4	5	0	080	101.67
837-527 ¹	6X1-1/2	5	0	080	101.67
837-528	6X2	5	0	080	84.70
837-529 ¹	6X2-1/2	5	0	080	131.32
837-530	6X3	5	0	080	84.70
837-532	6X4	5	0	080	84.70
837-533F	6X5	1	5	083	275.57
837-534	6X5	5	0	080	84.70
837-577 ¹	8X1-1/2	4	0	080	313.36
837-578 ¹	8X2	4	0	080	296.67
837-580 ¹	8X3	6	0	080	296.67
837-582 ¹	8X4	6	0	080	206.05
837-583 ¹	8X5	2	0	080	299.76
837-583F	8X5	1	6	083	487.73
837-585	8X6	4	0	080	206.05
837-621 ¹	10X2	1	2	081	573.68
837-622 ¹	10X2-1/2	2	0	081	625.06
837-623 ¹	10X3	2	0	081	573.68
837-624 ¹	10X4	2	0	081	573.68
837-625F	10X5	1	4	083	747.21
837-626	10X6	4	0	081	484.03
837-628	10X8	4	0	081	484.03
837-628F	10X8	1	6	083	187.20
837-663 ¹	12X3	2	0	081	850.14
837-664 ¹	12X4	2	0	081	850.14
837-666 ¹	12X6	2	0	081	781.05
837-666F ¹	12X6	1	2	083	549.90
837-668	12X8	2	0	081	559.38
837-668F ¹	12X8	1	2	083	532.07
837-670	12X10	2	0	081	559.38
837-670F	12X10	1	3	083	213.12
837-694F	14X4	1	3	083	1212.28
837-696F	14X6	1	3	083	1079.40
837-698F	14X8	1	1	083	773.38
837-700F	14X10	1	3	083	482.81
837-702F	14X12	1	3	083	207.12
837-754F	16X4	1	0	083	1384.90
837-756F	16X6	1	1	083	1286.00
837-758F	16X8	1	0	083	1012.49
837-760F	16X10	1	0	083	733.88
837-762F	16X12	1	2	083	433.13
837-764F	16X14	1	2	083	423.12
837-786F	18X6	1	0	083	2180.15
837-788F	18X8	1	0	083	1997.47
837-790F	18X10	1	0	083	1639.69
837-792F	18X12	1	0	083	1044.88

PVC Schedule 80 Fittings, Unions, Flanges, Tank Adapters & Expansion Joints



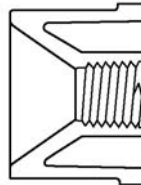
Part Number	Size	Std Pk	Mstr Ctn	Disc Code	Price Each
-------------	------	--------	----------	-----------	------------

Reducer Bushing Flush Style (continued)

Spig x Soc

837-794F	18X14	1	0	083	1034.93
837-796F	18X16	1	0	083	477.98
837-816F	20X6	1	0	083	3041.49
837-818F	20X8	1	0	083	2812.94
837-820F	20X10	1	0	083	2603.98
837-822F	20X12	1	0	083	2308.94
837-824F	20X14	1	0	083	1898.53
837-826F	20X16	1	0	083	1489.64
837-828F	20X18	1	0	083	777.63
837-906F	24X6	1	0	083	4777.98
837-908F	24X8	1	0	083	4632.50
837-910F	24X10	1	0	083	4069.16
837-912F	24X12	1	0	083	3671.30
837-914F	24X14	1	0	083	3438.48
837-916F	24X16	1	0	083	3252.59
837-918F	24X18	1	0	083	2819.29
837-920F	24X20	1	0	083	2329.98

¹ Sized with Bushing



Reducer Bushing Flush Style Spig x Fipt

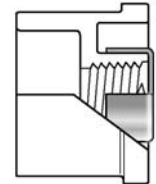
838-052	3/8X1/4	50	450	080	5.02
838-071	1/2X1/8	50	600	080	5.02
838-072	1/2X1/4	50	350	080	5.02
838-073	1/2X3/8	50	500	080	5.02
838-098	3/4X1/4	50	600	080	3.32
838-099	3/4X3/8	50	600	080	3.32
838-101	3/4X1/2	50	300	080	3.32
838-127	1X1/8	25	150	080	5.24
838-129	1X3/8	50	400	080	5.24
838-130	1X1/2	50	300	080	5.24
838-131	1X3/4	50	400	080	5.24
838-166	1-1/4X1/2	25	300	080	10.65
838-167	1-1/4X3/4	25	300	080	10.65
838-168	1-1/4X1	25	300	080	10.65
838-206	1-1/2X1/8	25	100	080	13.34
838-207	1-1/2X1/4	25	200	080	12.67
838-209	1-1/2X1/2	25	200	080	13.34
838-210	1-1/2X3/4	25	200	080	13.34
838-211	1-1/2X1	25	200	080	13.34
838-212	1-1/2X1-1/4	25	200	080	13.34
838-247	2X1/2	10	60	080	16.32
838-248	2X3/4	10	60	080	16.32
838-249	2X1	10	120	080	16.32
838-250	2X1-1/4	10	120	080	16.32
838-251	2X1-1/2	10	120	080	16.32

Part Number	Size	Std Pk	Mstr Ctn	Disc Code	Price Each
-------------	------	--------	----------	-----------	------------

Reducer Bushing Flush Style (continued)

Spig x Fipt

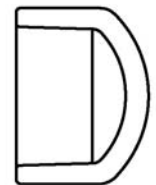
838-287	2-1/2X1/2	10	0	080	34.55
838-288	2-1/2X3/4	10	40	080	34.55
838-289	2-1/2X1	10	40	080	34.55
838-290	2-1/2X1-1/4	10	0	080	34.55
838-291	2-1/2X1-1/2	10	0	080	34.55
838-292	2-1/2X2	10	40	080	34.55
838-334	3X3/4	10	0	080	63.96
838-335	3X1	10	0	080	63.96
838-336	3X1-1/4	10	0	080	63.96
838-337	3X1-1/2	10	0	080	63.96
838-338	3X2	10	0	080	63.96
838-339	3X2-1/2	10	0	080	63.96
838-419	4X1-1/2	6	0	080	123.62
838-420	4X2	6	0	080	98.26
838-421	4X2-1/2	6	0	080	98.26
838-422	4X3	6	0	080	98.26
838-528	6X2	5	0	080	113.18
838-530	6X3	5	0	080	113.18
838-532	6X4	5	0	080	113.18



Special Reinforced Reducer Bushing Flush Style Spig x SR Fipt - Stainless Steel Collar

838-128SR	1X1/4	25	300	086	3.14
838-207SR	1-1/2X1/4	25	200	086	8.01
838-166SR	1-1/4X1/2	25	100	086	5.74
838-209SR	1-1/2X1/2	10	60	086	8.01
838-210SR	1-1/2X3/4	25	200	086	8.01
838-247SR	2X1/2	10	80	086	9.80
838-248SR	2X3/4	10	80	086	9.80
838-249SR	2X1	10	80	086	9.80
838-334SR	3X3/4	10	0	086	38.36
838-335SR	3X1	10	0	086	38.36
838-336SR	3X1-1/4	10	0	086	38.36
838-337SR	3X1-1/2	10	0	086	38.36
838-528SR	6X2	5	0	086	67.91
838-530SR	6X3	5	0	086	61.13
838-532SR	6X4	5	0	086	67.91

Cap Soc



847-002	1/4	25	450	080	7.22
847-003	3/8	25	450	080	7.22



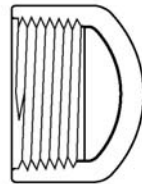
PVC Schedule 80 Fittings, Unions, Flanges, Tank Adapters & Expansion Joints

Part Number	Size	Std Pk	Mstr Ctn	Disc Code	Price Each
-------------	------	--------	----------	-----------	------------

Cap (continued)

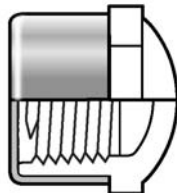
Soc

847-005	1/2	25	150	080	5.56
847-007	3/4	25	300	080	5.86
847-010	1	15	90	080	10.41
847-012	1-1/4	10	120	080	12.56
847-015	1-1/2	10	120	080	12.56
847-020	2	10	80	080	24.80
847-025	2-1/2	5	40	080	50.64
847-030	3	5	0	080	59.26
847-040	4	5	0	080	99.93
847-050F	5	1	6	083	126.91
847-060	6	4	0	080	248.60
847-080	8	3	0	080	319.18
847-100F	10	1	5	083	326.50
847-120F	12	1	4	083	490.00
847-140F	14	1	2	083	542.65
847-160F	16	1	2	083	703.00
847-180F	18	1	1	083	1026.36
847-200F	20	1	0	083	1375.88
847-240F	24	1	0	083	2559.73



Cap Fipt

848-002	1/4	25	450	080	6.95
848-003	3/8	25	450	080	6.95
848-005	1/2	25	300	080	6.95
848-007	3/4	25	300	080	7.79
848-010	1	15	180	080	9.81
848-012	1-1/4	10	120	080	11.68
848-015	1-1/2	10	120	080	13.34
848-020	2	10	40	080	26.21
848-025	2-1/2	5	40	080	52.43
848-030	3	5	0	080	61.72
848-040	4	5	0	080	108.68
848-060F	6	1	4	083	181.32
848-080F	8	1	3	083	235.97




Special Reinforced Cap SR Fipt - Stainless Steel Collar

848-002SR	1/4	25	500	086	3.83
848-003SR	3/8	25	450	086	3.83
848-005SR	1/2	50	300	086	4.19
848-007SR	3/4	25	300	086	5.37
848-030SR	3	5	0	086	33.10

Part Number	Size	Std Pk	Mstr Ctn	Disc Code	Price Each
-------------	------	--------	----------	-----------	------------

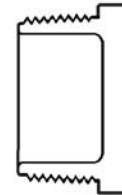
Plug Spig



849-005	1/2	50	300	080	5.20
849-007	3/4	50	300	080	5.79
849-010	1	50	200	080	6.53
849-012	1-1/4	25	100	080	8.33
849-015	1-1/2	10	120	080	9.14
849-020	2	10	120	080	12.09
849-025F ⁴	2-1/2	1	4	083	28.31
849-030F ⁴	3	1	4	083	34.14
849-040F ⁴	4	1	4	083	74.68
849-060F ⁴	6	1	6	083	207.65
849-080F ⁴	8	1	6	083	270.37
849-100F ⁴	10	1	2	083	439.65
849-120F ⁴	12	1	1	083	814.44

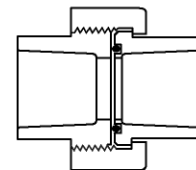
⁴ Plug fabricated using Cap and pipe spigot.

Plug Mipt



850-002	1/4	50	900	080	6.00
850-003	3/8	50	600	080	6.00
850-005	1/2	50	500	080	5.35
850-007	3/4	50	300	080	5.56
850-010	1	15	180	080	6.81
850-012	1-1/4	10	120	080	10.04
850-015	1-1/2	10	120	080	12.21
850-020	2	10	120	080	12.54
850-025	2-1/2	5	60	080	35.00
850-030	3	5	40	080	40.84
850-040	4	6	0	080	79.51
850-060	6	6	0	080	94.52

Union 2000 Soc with Viton® O-ring Seal



235 psi Maximum Internal Pressure rating @ 73°F (23°C)

857-002	1/4	25	150	080	21.76
857-003	3/8	25	150	080	21.76
8057-005	1/2	20	120	080	11.65
8057-007	3/4	20	80	080	14.80
8057-010	1	15	90	080	16.88
8057-012	1-1/4	10	0	080	33.54
8057-015	1-1/2	10	0	080	37.99

PVC Schedule 80 Fittings, Unions, Flanges, Tank Adapters & Expansion Joints



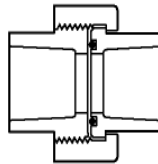
Part Number	Size	Std Pk	Mstr Ctn	Disc Code	Price Each
-------------	------	--------	----------	-----------	------------

Union 2000 (continued)

Soc with Viton® O-ring Seal

8057-020	2	5	0	080	51.50
8057-025	2-1/2	5	0	080	82.48
8057-030	3	5	0	080	95.89
8057-040	4	4	0	080	133.56
8057-060	6	1	0	080	296.84

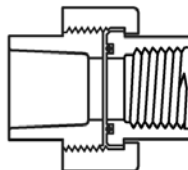
Union 2000 Soc with EPDM O-ring Seal



235 psi Maximum Internal Pressure rating @ 73°F (23°C)

897-002	1/4	25	150	080	21.49
897-003	3/8	25	100	080	21.49
8097-005	1/2	20	120	080	11.48
8097-007	3/4	20	80	080	14.61
8097-010	1	15	90	080	16.72
8097-012	1-1/4	10	0	080	33.15
8097-015	1-1/2	10	0	080	37.51
8097-020	2	5	0	080	50.89
8097-025	2-1/2	5	0	080	80.90
8097-030	3	5	0	080	94.70
8097-040	4	4	0	080	130.99
8097-060	6	1	0	080	291.09

Union 2000 Soc x Fipt with Viton® O-ring Seal

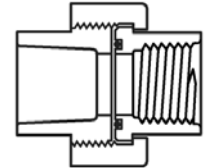


235 psi Maximum Internal Pressure Rating @ 73°F (23°C)

859-002	1/4	25	150	080	23.44
859-003	3/8	25	100	080	23.44
8059-005	1/2	20	120	080	14.18
8059-007	3/4	20	80	080	19.84
8059-010	1	15	90	080	26.38
8059-012	1-1/4	10	0	080	50.40
8059-015	1-1/2	10	0	080	62.38
8059-020	2	5	0	080	96.04
8059-025	2-1/2	5	0	080	170.65
8059-030	3	5	0	080	226.65
8059-040	4	4	0	080	260.48
8059-060	6	1	0	080	578.87

Part Number	Size	Std Pk	Mstr Ctn	Disc Code	Price Each
-------------	------	--------	----------	-----------	------------

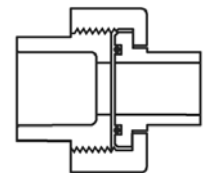
Union 2000 Soc x Fipt with EPDM O-ring Seal



235 psi Maximum Internal Pressure Rating @ 73°F (23°C)

899-002	1/4	25	150	080	23.16
899-003	3/8	25	100	080	23.16
8099-005	1/2	20	120	080	14.00
8099-007	3/4	20	80	080	19.59
8099-010	1	15	90	080	26.05
8099-012	1-1/4	10	0	080	49.80
8099-015	1-1/2	10	0	080	61.64
8099-020	2	5	0	080	94.84
8099-025	2-1/2	5	0	080	134.09
8099-030	3	5	0	080	223.81
8099-040	4	4	0	080	256.98
8099-060	6	1	0	080	571.06

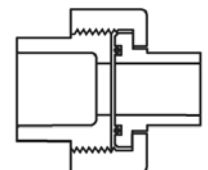
Union 2000 Soc x Spig with Viton® O-ring Seal



235 psi Maximum Internal Pressure rating @ 73°F (23°C)

8056-005	1/2	20	160	080	11.65
8056-007	3/4	20	160	080	14.80
8056-010	1	15	90	080	16.88
8056-012	1-1/4	10	0	080	33.54
8056-015	1-1/2	10	0	080	37.99
8056-020	2	5	0	080	51.50
8056-025	2-1/2	5	0	080	82.48
8056-030	3	5	0	080	95.89
8056-040	4	4	0	080	133.56
8056-060	6	1	0	080	296.84

Union 2000 Soc x Spig with EPDM O-ring Seal



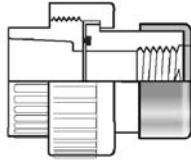
8096-005	1/2	20	160	080	11.48
8096-007	3/4	20	80	080	14.61
8096-010	1	15	90	080	16.72
8096-012	1-1/4	10	0	080	33.15
8096-015	1-1/2	10	0	080	37.51
8096-020	2	5	0	080	50.89
8096-025	2-1/2	5	0	080	80.90
8096-030	3	5	0	080	94.70
8096-040	4	4	0	080	130.99
8096-060	6	1	0	080	291.09



PVC Schedule 80 Fittings, Unions, Flanges, Tank Adapters & Expansion Joints

Part Number	Size	Std Pk	Mstr Ctn	Disc Code	Price Each
-------------	------	--------	----------	-----------	------------

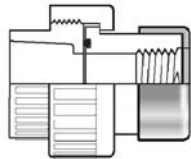
Special Reinforced Union 2000
Soc x SR Fipt with Viton® O-ring Seal -
Stainless Steel Collar



235 psi Maximum Internal Pressure Rating @ 73°F (23°C)

8059-005SR	1/2	20	160	086	7.90
8059-007SR	3/4	20	80	086	10.88
8059-010SR	1	15	90	086	14.14
8059-012SR	1-1/4	10	0	086	27.02
8059-015SR	1-1/2	10	0	086	33.34
8059-020SR	2	5	0	086	50.91
8059-025SR	2-1/2	5	0	086	109.43
8059-030SR	3	5	0	086	124.40
8059-040SR	4	4	0	086	142.83
8059-060SR	6	1	0	086	317.40

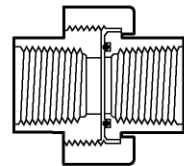
Special Reinforced Union 2000
Soc x SR Fipt with EPDM O-ring Seal -
Stainless Steel Collar



235 psi Maximum Internal Pressure Rating @ 73°F (23°C)

8099-005SR	1/2	20	160	086	7.60
8099-007SR	3/4	20	80	086	10.83
8099-010SR	1	15	90	086	13.97
8099-012SR	1-1/4	10	0	086	24.30
8099-015SR	1-1/2	10	0	086	31.49
8099-020SR	2	5	0	086	50.68
8099-025SR	2-1/2	5	0	086	108.41
8099-030SR	3	5	0	086	120.69
8099-040SR	4	4	0	086	137.74
8099-060SR	6	1	0	086	306.10

Union 2000
Fipt with Viton® O-ring Seal



235 psi Maximum Internal Pressure Rating @ 73°F (23°C)

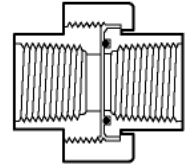
858-002	1/4	25	150	080	23.44
858-003	3/8	25	150	080	23.44
8058-005	1/2	20	120	080	13.50
8058-007	3/4	20	80	080	18.91
8058-010	1	15	90	080	25.16
8058-012	1-1/4	10	0	080	48.00
8058-015	1-1/2	10	0	080	59.44
8058-020	2	5	0	080	91.45
8058-025	2-1/2	5	0	080	154.68
8058-030	3	5	0	080	231.97
8058-040	4	4	0	080	272.63

Part Number	Size	Std Pk	Mstr Ctn	Disc Code	Price Each
-------------	------	--------	----------	-----------	------------

Union 2000 (continued)
Fipt with Viton® O-ring Seal

8058-060	6	1	0	080	605.82
----------	---	---	---	-----	--------

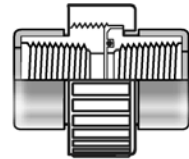
Union 2000
Fipt with EPDM O-ring Seal



235 psi Maximum Internal Pressure Rating @ 73°F (23°C)

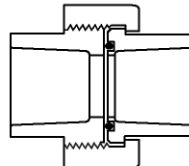
898-002	1/4	25	150	080	23.16
898-003	3/8	25	100	080	23.16
8098-005	1/2	20	240	080	13.34
8098-007	3/4	20	80	080	18.66
8098-010	1	15	90	080	24.85
8098-012	1-1/4	10	0	080	47.40
8098-015	1-1/2	10	0	080	58.69
8098-020	2	5	0	080	90.31
8098-025	2-1/2	5	0	080	120.94
8098-030	3	5	0	080	229.10
8098-040	4	4	0	080	267.95
8098-060	6	1	0	080	595.26

Special Reinforced Union 2000
SR Fipt with EPDM O-ring Seal -
Stainless Steel Collar



8098-005SR	1/2	20	120	086	8.01
8098-007SR	3/4	20	80	086	10.91
8098-010SR	1	15	90	086	14.44
8098-012SR	1-1/4	10	0	086	26.85
8098-015SR	1-1/2	10	0	086	33.77
8098-020SR	2	5	0	086	53.07
8098-025SR	2-1/2	5	0	086	107.11
8098-030SR	3	5	0	086	126.32
8098-040SR	4	4	0	086	145.02
8098-060SR	6	1	0	086	322.30

Union (Old Style)
Soc with Viton® O-ring Seal



235 psi Maximum Internal Pressure Rating @ 73°F (23°C)

857-005	1/2	10	60	080	11.65
857-007	3/4	10	60	080	14.80
857-010	1	10	40	080	16.88
857-012	1-1/4	5	20	080	33.54
857-015	1-1/2	5	0	080	37.99
857-020	2	5	0	080	51.50

PVC Schedule 80 Fittings, Unions, Flanges, Tank Adapters & Expansion Joints



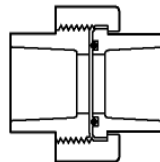
Part Number	Size	Std Pk	Mstr Ctn	Disc Code	Price Each
-------------	------	--------	----------	-----------	------------

Union (Old Style) (continued)

Soc with Viton® O-ring Seal

857-025	2-1/2	5	0	080	82.48
857-030	3	5	0	080	95.89
857-040	4	4	0	080	133.56

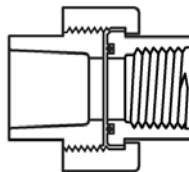
Union (Old Style) Soc with EPDM O-ring Seal



235 psi Maximum Internal Pressure Rating @ 73°F (23°C)

897-005	1/2	10	60	080	11.48
897-007	3/4	10	60	080	14.61
897-010	1	10	40	080	16.72
897-012	1-1/4	5	20	080	33.15
897-015	1-1/2	5	0	080	37.51
897-020	2	5	0	080	50.89
897-025	2-1/2	5	0	080	80.90
897-030	3	5	0	080	94.70
897-040	4	4	0	080	130.99

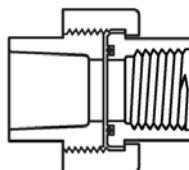
Union (Old Style) Soc x Fipt with Viton® O-ring Seal



235 psi Maximum Internal Pressure Rating @ 73°F (23°C)

859-005	1/2	10	60	080	14.18
859-007	3/4	10	60	080	19.84
859-010	1	10	40	080	26.38
859-012	1-1/4	5	20	080	50.40
859-015	1-1/2	5	0	080	62.38
859-020	2	5	0	080	96.04
859-025	2-1/2	5	0	080	170.65
859-030	3	5	0	080	226.65
859-040	4	4	0	080	260.48

Union (Old Style) Soc x Fipt with EPDM O-ring Seal



235 psi Maximum Internal Pressure Rating @ 73°F (23°C)

899-005	1/2	10	60	080	14.00
899-007	3/4	10	60	080	19.59
899-010	1	10	40	080	26.05
899-012	1-1/4	5	20	080	49.80
899-015	1-1/2	5	0	080	61.64
899-020	2	5	0	080	94.84

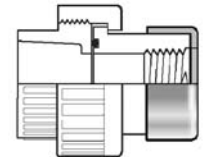
Part Number	Size	Std Pk	Mstr Ctn	Disc Code	Price Each
-------------	------	--------	----------	-----------	------------

Union (Old Style) (continued)

Soc x Fipt with EPDM O-ring Seal

899-025	2-1/2	5	0	080	134.09
899-030	3	5	0	080	223.81
899-040	4	4	0	080	256.98

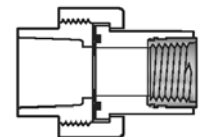
Special Reinforced Union (Old Style) Soc x SR Fipt with EPDM O-ring Seal - Stainless Steel Collar



235 psi Maximum Internal Pressure Rating @ 73°F (23°C)

899-002SR	1/4	25	150	086	14.35
899-003SR	3/8	25	100	086	14.35
899-005SR	1/2	10	60	086	7.60
899-007SR	3/4	10	40	086	10.83
899-010SR	1	10	40	086	13.97
899-012SR	1-1/4	5	20	086	24.30
899-015SR	1-1/2	5	0	086	31.49
899-020SR	2	5	0	086	50.68
899-030SR	3	5	0	086	120.69
899-040SR	4	4	0	086	137.74

Union Soc x Fipt with Brass Thread Insert & Viton® O-ring Seal

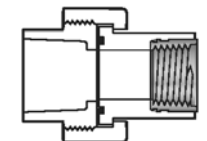


235 psi Maximum Internal Pressure Rating @ 73°F (23°C)

859-007BR	3/4	10	40	086	50.53
859-010BR	1	10	0	086	62.36
859-012BR	1-1/4	5	20	086	107.63
859-015BR	1-1/2	5	0	086	142.44
859-020BR	2	5	0	086	189.30

Not intended to convey or dispense water for human consumption through drinking or cooking

Union Soc x Fipt with Brass Thread Insert & EPDM O-ring Seal



235 psi Maximum Internal Pressure Rating @ 73°F (23°C)

899-007BR	3/4	10	40	086	45.56
899-010BR	1	10	0	086	61.45
899-012BR	1-1/4	5	20	086	103.33
899-015BR	1-1/2	5	0	086	136.76
899-020BR	2	5	0	086	182.30

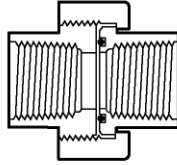
Not intended to convey or dispense water for human consumption through drinking or cooking



PVC Schedule 80 Fittings, Unions, Flanges, Tank Adapters & Expansion Joints

Part Number	Size	Std Pk	Mstr Ctn	Disc Code	Price Each
-------------	------	--------	----------	-----------	------------

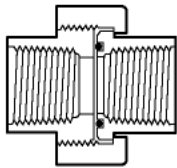
Union (Old Style) Fipt with Viton® O-ring Seal



235 psi Maximum Internal Pressure Rating @ 73°F (23°C)

858-005	1/2	10	60	080	13.50
858-007	3/4	10	60	080	18.91
858-010	1	10	40	080	25.16
858-012	1-1/4	5	20	080	48.00
858-015	1-1/2	5	0	080	59.44
858-020	2	5	0	080	91.45
858-025	2-1/2	5	0	080	154.68
858-030	3	5	0	080	231.97
858-040	4	4	0	080	272.63

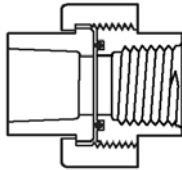
Union (Old Style) Fipt with EPDM O-ring Seal



235 psi Maximum Internal Pressure Rating @ 73°F (23°C)

898-005	1/2	10	60	080	13.34
898-007	3/4	10	60	080	18.66
898-010	1	10	40	080	24.85
898-012	1-1/4	5	20	080	47.40
898-015	1-1/2	5	0	080	58.69
898-020	2	5	0	080	90.31
898-025	2-1/2	5	0	080	120.94
898-030	3	5	0	080	229.10
898-040	4	4	0	080	267.95

PVC Transition Union JIS (mm) Soc x ASTM (in.) Fipt with EPDM O-ring Seal

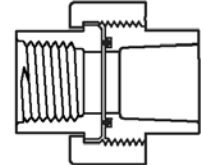


235 psi Maximum Internal Pressure Rating @ 73°F (23°C)

8298-016	16 DN X 1/2	20	160	197	12.60
8298-020	20 DN X 3/4	20	80	197	17.63
8298-025	25 DN X 1	15	90	197	23.46
8298-030	30 DN X 1-1/4	10	0	197	44.59
8298-040	40 DN X 1-1/2	10	0	197	55.46
8298-050	50 DN X 2	5	0	197	85.35
8298-075	75 DN X 3	5	0	197	201.43
8298-100	100 DN X 4	4	0	197	231.28

Part Number	Size	Std Pk	Mstr Ctn	Disc Code	Price Each
-------------	------	--------	----------	-----------	------------

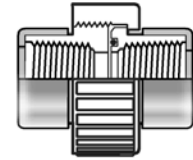
PVC Transition Union BSP Thread (in.) x ASTM (in.) Soc with Viton® O-ring Seal



235 psi Maximum Internal Pressure Rating @ 73°F (23°C)

8359-005	1/2	20	160	197	12.78
8359-007	3/4	20	80	197	17.86
8359-010	1	15	90	197	23.76
8359-012	1-1/4	10	0	197	45.37
8359-015	1-1/2	10	0	197	56.16
8359-020	2	5	0	197	86.41
8359-030	3	5	0	197	203.98
8359-040	4	4	0	197	234.43

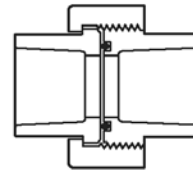
Special Reinforced Union 2000 SR Fipt with Viton® O-ring Seal - Stainless Steel Collar



235 psi Maximum Internal Pressure Rating @ 73°F (23°C)

8058-005SR	1/2	20	120	086	8.13
8058-007SR	3/4	20	80	086	11.01
8058-010SR	1	15	90	086	14.73
8058-012SR	1-1/4	10	0	086	28.06
8058-015SR	1-1/2	10	0	086	34.53
8058-020SR	2	5	0	086	53.62
8058-025SR	2-1/2	5	0	086	112.12
8058-030SR	3	5	0	086	127.54
8058-040SR	4	4	0	086	150.14
8058-060SR	6	1	0	086	333.63

PVC Transition Union DIN (mm) Soc x ASTM (in.) Soc with Viton® O-ring Seal



235 psi Maximum Internal Pressure Rating @ 73°F (23°C)

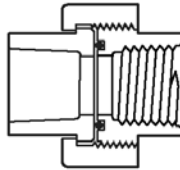
8657-020	20 d X 1/2	10	60	197	10.46
8657-025	25 d X 3/4	10	40	197	13.32
8657-032	32 d X 1	10	40	197	15.20
8657-040	40 d X 1-1/4	10	0	197	30.19
8657-050	50 d X 1-1/2	10	0	197	34.19
8657-063	63 d X 2	5	0	197	46.37
8657-090	90 d X 3	5	0	197	86.31
8657-110	110 d X 4	4	0	197	120.21

PVC Schedule 80 Fittings, Unions, Flanges, Tank Adapters & Expansion Joints



Part Number	Size	Std Pk	Mstr Ctn	Disc Code	Price Each
-------------	------	--------	----------	-----------	------------

PVC Transition Union
DIN (mm) Soc x ASTM (in.) Fipt with
Viton® O-ring Seal

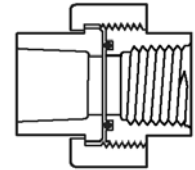


235 psi Maximum Internal Pressure Rating @ 73°F (23°C)

8658-020	20 d X 1/2	10	60	197	12.78
8658-025	25 d X 3/4	20	80	197	17.86
8658-032	32 d X 1	15	90	197	23.76
8658-040	40 d X 1-1/4	10	0	197	45.37
8658-050	50 d X 1-1/2	10	0	197	56.16
8658-063	63 d X 2	5	0	197	86.41
8658-090	90 d X 3	5	0	197	203.98
8658-110	110 d X 4	4	0	197	234.43

Part Number	Size	Std Pk	Mstr Ctn	Disc Code	Price Each
-------------	------	--------	----------	-----------	------------

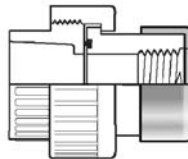
PVC Transition Union
DIN (mm) Soc x ASTM (in.) Fipt with
EPDM O-ring Seal



235 psi Maximum Internal Pressure Rating @ 73°F (23°C)

8698-020	20 d X 1/2	20	160	197	12.60
8698-025	25 d X 3/4	20	80	197	17.63
8698-032	32 d X 1	15	90	197	23.46
8698-040	40 d X 1-1/4	10	0	197	44.59
8698-050	50 d X 1-1/2	10	0	197	55.46
8698-063	63 d X 2	5	0	197	85.35
8698-090	90 d X 3	5	0	197	201.43
8698-110	110 d X 4	4	0	197	231.28

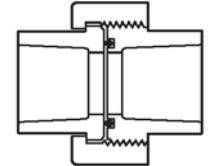
Special Reinforced Union (Old Style)
Soc x SR Fipt with Viton® O-ring Seal -
Stainless Steel Collar



235 psi Maximum Internal Pressure Rating @ 73°F (23°C)

859-005SR	1/2	10	60	086	7.90
859-007SR	3/4	10	40	086	10.88
859-010SR	1	10	40	086	14.14
859-012SR	1-1/4	5	20	086	27.02
859-015SR	1-1/2	5	0	086	33.34
859-020SR	2	5	0	086	50.91
859-030SR	3	5	0	086	124.40
859-040SR	4	4	0	086	142.83

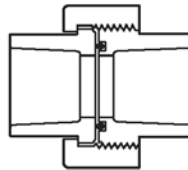
PVC Transition Union
JIS (mm) Soc x ASTM (in.) Soc with
Viton® O-ring Seal



235 psi Maximum Internal Pressure Rating @ 73°F (23°C)

8257-016	16 DN X 1/2	20	160	197	10.46
8257-020	20 DN X 3/4	10	40	197	13.32
8257-025	25 DN X 1	15	90	197	15.20
8257-030	30 DN X 1-1/4	10	0	197	30.19
8257-040	40 DN X 1-1/2	10	0	197	34.19
8257-050	50 DN X 2	5	0	197	46.37
8257-075	75 DN X 3	5	0	197	86.31
8257-100	100 DN X 4	4	0	197	120.21

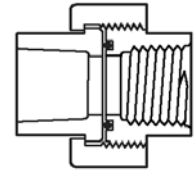
PVC Transition Union
DIN (mm) Soc x ASTM (in.) Soc with
EPDM O-ring Seal



235 psi Maximum Internal Pressure Rating @ 73°F (23°C)

8697-020	20 d X 1/2	20	160	197	10.33
8697-025	25 d X 3/4	10	60	197	13.16
8697-032	32 d X 1	15	90	197	15.05
8697-040	40 d X 1-1/4	10	0	197	29.83
8697-050	50 d X 1-1/2	10	0	197	33.77
8697-063	63 d X 2	5	0	197	45.80
8697-090	90 d X 3	5	0	197	85.23
8697-110	110 d X 4	4	0	197	117.88

PVC Transition Union
JIS (mm) Soc x ASTM (in.) Fipt with
Viton® O-ring Seal



235 psi Maximum Internal Pressure Rating @ 73°F (23°C)

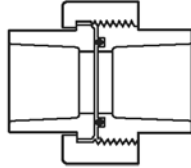
8258-016	16 DN X 1/2	20	160	197	12.78
8258-020	20 DN X 3/4	20	80	197	17.86
8258-025	25 DN X 1	15	90	197	23.76
8258-030	30 DN X 1-1/4	10	0	197	45.37
8258-040	40 DN X 1-1/2	10	0	197	56.16
8258-075	75 DN X 3	5	0	197	203.98
8258-100	100 DN X 4	4	0	197	234.43



PVC Schedule 80 Fittings, Unions, Flanges, Tank Adapters & Expansion Joints

Part Number	Size	Std Pk	Mstr Ctn	Disc Code	Price Each
-------------	------	--------	----------	-----------	------------

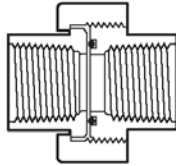
PVC Transition Union
JIS (mm) Soc x ASTM (in.) Soc with EPDM O-ring Seal



235 psi Maximum Internal Pressure Rating @ 73°F (23°C)

8297-016	16 DN X 1/2	20	160	197	10.33
8297-020	20 DN X 3/4	20	80	197	13.16
8297-025	25 DN X 1	15	90	197	15.05
8297-030	30 DN X 1-1/4	10	0	197	29.83
8297-040	40 DN X 1-1/2	10	0	197	33.77
8297-050	50 DN X 2	5	0	197	45.80
8297-075	75 DN X 3	5	0	197	85.23
8297-100	100 DN X 4	4	0	197	117.88

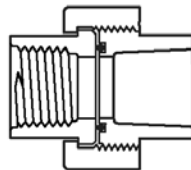
PVC Transition Union
BSP Thread (in.) x ASTM (in.) Fipt with Viton® O-ring Seal



235 psi Maximum Internal Pressure Rating @ 73°F (23°C)

8358-005	1/2	20	160	197	12.18
8358-007	3/4	20	80	197	17.01
8358-010	1	15	90	197	22.65
8358-012	1-1/4	10	0	197	43.21
8358-015	1-1/2	10	0	197	53.49
8358-020	2	5	0	197	82.31
8358-030	3	5	0	197	208.77
8358-040	4	4	0	197	245.35

PVC Transition Union
BSP Thread (in.) x ASTM (in.) Soc with EPDM O-ring Seal

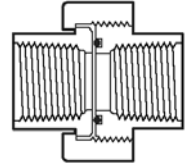


235 psi Maximum Internal Pressure Rating @ 73°F (23°C)

8399-005	1/2	10	60	197	12.60
8399-007	3/4	20	80	197	17.63
8399-010	1	15	90	197	23.46
8399-012	1-1/4	10	0	197	44.81
8399-015	1-1/2	10	0	197	55.46
8399-020	2	5	0	197	85.35
8399-030	3	5	0	197	201.43
8399-040	4	4	0	197	231.28

Part Number	Size	Std Pk	Mstr Ctn	Disc Code	Price Each
-------------	------	--------	----------	-----------	------------

PVC Transition Union
BSP Thread (in.) x ASTM (in.) Fipt with EPDM O-ring Seal



235 psi Maximum Internal Pressure Rating @ 73°F (23°C)

8398-005	1/2	10	60	197	12.00
8398-007	3/4	10	40	197	16.80
8398-010	1	10	40	197	22.36
8398-012	1-1/4	5	20	197	42.67
8398-015	1-1/2	5	0	197	52.82
8398-020	2	5	0	197	84.86
8398-030	3	5	0	197	206.19
8398-040	4	4	0	197	241.15

Flange Van Stone Style
Flange x PIP Soc



125 psi Maximum Internal Pressure Rating @ 73°F (23°C)

354-060F	6x6.140	1	4	320	126.99
354-080F	8x8.160	1	2	320	192.30
354-100F	10x10.200	1	2	320	270.38
354-120F	12x12.240	1	2	320	391.60
354-150F	14x15.300	1	0	320	1043.82
354-151F	16x15.300	1	0	320	1190.79
354-181F	18x18.701	1	0	320	1809.00
354-182F	18x18.360	1	0	320	1809.00
354-201F	20x22.047	1	0	320	2755.48
354-241F	24x24.803	1	0	320	4035.33

For more information, refer to 80, 100 & 125 psi PIP Fabrication Fittings Price Schedule PIP-1.

PIP = Plastic Irrigation Pipe (dimensions are NOT the same as IPS dimensions)

Sizes 6" - 16" are furnished with plastic ring.

Sizes 18" - 24" are furnished with steel ring.

Flange One Piece Soc



1/2" - 16" 150 psi Maximum Internal Pressure Rating @73°F (23°C)

18" - 24" 50 psi Maximum Internal Pressure Rating @73°F (23°C)

851-005	1/2	25	0	080	17.20
851-007	3/4	25	0	080	18.38

PVC Schedule 80 Fittings, Unions, Flanges, Tank Adapters & Expansion Joints




Part Number	Size	Std Pk	Mstr Ctn	Disc Code	Price Each
-------------	------	--------	----------	-----------	------------

Flange One Piece (continued)

Soc

851-010	1	15	0	080	20.47
851-012	1-1/4	15	0	080	21.09
851-015	1-1/2	20	0	080	21.55
851-020	2	10	0	080	28.68
851-025	2-1/2	10	0	080	44.27
851-030	3	10	0	080	48.89
851-040	4	5	0	080	61.90
851-050	5	5	0	080	97.33
851-060	6	5	0	080	97.33
851-080	8	2	0	080	174.16
851-100F	10	1	2	083	473.27
851-120F	12	1	0	083	574.71
851-140F	14	1	0	083	1057.02
851-160F	16	1	0	083	1450.64
851-180F	18	1	0	083	3068.69
851-200F	20	1	0	083	3757.83
851-240F	24	1	0	083	4990.84


Flange One Piece Fipt



150 psi Maximum Internal Pressure Rating @73°F (23°C)

852-005	1/2	25	0	080	20.59
852-007	3/4	25	0	080	24.12
852-010	1	15	0	080	26.41
852-012	1-1/4	15	0	080	36.41
852-015	1-1/2	20	0	080	39.74
852-020	2	10	0	080	40.64
852-025	2-1/2	10	0	080	93.44
852-030	3	10	0	080	96.18
852-040	4	5	0	080	180.71
852-060F	6	1	5	083	217.09
852-080F	8	1	2	083	544.84

Special Reinforced Flange One Piece Threaded SR Fipt - Stainless Steel Collar



150 psi Maximum Internal Pressure Rating @73°F (23°C)

852-005SR	1/2	25	0	086	11.31
852-007SR	3/4	25	0	086	13.29
852-010SR	1	15	0	086	14.53
852-012SR	1-1/4	15	0	086	20.02
852-015SR	1-1/2	15	0	086	21.91
852-020SR	2	10	0	086	22.44

Part Number	Size	Std Pk	Mstr Ctn	Disc Code	Price Each
-------------	------	--------	----------	-----------	------------

Special Reinforced Flange One Piece Threaded (continued)

SR Fipt - Stainless Steel Collar

852-025SR	2-1/2	10	0	086	51.39
852-030SR	3	10	0	086	52.91
852-040SR	4	5	0	086	99.46

Blind Flange



1/2" - 12" Molded - 150 psi Maximum Internal Pressure Rating @ 73°F (23°C)
14" - 24" Fabricated - 50 psi Maximum Internal Pressure Rating @ 73°F (23°C)

853-005	1/2	25	0	080	24.11
853-007	3/4	25	0	080	28.72
853-010	1	15	0	080	39.23
853-012	1-1/4	20	0	080	48.15
853-015	1-1/2	15	0	080	48.15
853-020	2	10	0	080	71.94
853-025	2-1/2	10	0	080	117.21
853-030	3	10	0	080	141.45
853-040	4	8	0	080	176.21
853-050F	5	1	5	083	441.70
853-060	6	5	0	080	214.13
853-080	8	5	0	080	268.02
853-100	10	3	0	081	448.18
853-120	12	2	0	081	698.01
853-140F	14	1	0	083	1327.90
853-160F	16	1	0	083	1574.63
853-180F	18	1	0	083	1770.89
853-200F	20	1	0	083	2862.36
853-240F	24	1	0	083	3816.12

Flange Van Stone Style with PVC Ring Soc



1/2" - 18" molded - 150 psi = maximum internal pressure rating @ 73°F (23°C)
18" - 24" fabricated - 50 psi = maximum internal pressure rating @ 73°F (23°C)

854-005	1/2	25	0	080	17.18
854-007	3/4	25	0	080	18.37
854-010	1	15	0	080	20.46
854-012	1-1/4	15	0	080	21.07
854-015	1-1/2	20	0	080	21.50
854-020	2	10	0	080	28.63



PVC Schedule 80 Fittings, Unions, Flanges, Tank Adapters & Expansion Joints

Part Number	Size	Std Pk	Mstr Ctn	Disc Code	Price Each
-------------	------	--------	----------	-----------	------------

Flange Van Stone Style with PVC Ring (continued) Soc

854-025	2-1/2	10	0	080	44.22
854P-030	3	10	0	080	48.87
854P-040	4	5	0	080	61.82
854P-050	5	5	0	080	97.24
854P-060	6	5	0	080	97.24
854P-080	8	2	0	080	158.35
854P-100	10	2	0	081	205.00
854P-120	12	2	0	081	221.03
854P-140	14	1	0	081	853.30
854P-160	16	1	0	081	1141.33
854P-180	18	1	0	081	1840.81
854-180FP	18	1	0	083	2912.47
854-200FP	20	1	0	083	3562.39
854-240FP	24	1	0	083	4846.02



Flange Van Stone Style with Glass Filled PVC Ring Soc

3" - 18" molded - 150 psi = maximum internal pressure rating @ 73°F (23°C)

854-030	3	10	0	080	48.87
854-040	4	5	0	080	61.82
854-050	5	5	0	080	97.24
854-060	6	5	0	080	97.24
854-080	8	2	0	080	158.35
854-100	10	2	0	081	205.00
854-120	12	2	0	081	221.03
854-140	14	1	0	081	853.30
854-160	16	1	0	081	1141.33
854-180	18	1	0	081	1840.81

18" flange has 4-section ring



Flange Van Stone Style Class 300 Bolt Pattern Fabricated with PVC Ring Soc

1/2" - 16" molded with fabricated ring - 150 psi = maximum internal pressure rating @ 73°F (23°C)

18" - 24" fabricated - 50 psi = maximum internal pressure rating @ 73°F (23°C)

854-005CL300	1/2	1	25	083	141.21
854-007CL300	3/4	1	25	083	164.07
854-010CL300	1	1	15	083	257.80
854-012CL300	1-1/4	1	15	083	263.24

Part Number	Size	Std Pk	Mstr Ctn	Disc Code	Price Each
-------------	------	--------	----------	-----------	------------

Flange Van Stone Style Class 300 Bolt Pattern Fabricated with PVC Ring (continued) Soc

854-015CL300	1-1/2	1	20	083	273.44
854-020CL300	2	10	0	083	287.90
854-025CL300	2-1/2	1	10	083	316.12
854-030CL300	3	1	10	083	347.18
854-040CL300	4	1	3	083	588.69
854-060CL300	6	1	4	083	1121.23
854-080CL300	8	1	3	083	1276.26
854-100CL300	10	1	2	083	1502.52
854-120CL300	12	1	0	083	1925.03
854-140CL300	14	1	0	083	2122.53
854-160CL300	16	1	0	083	2210.38
854-180CL300	18	1	0	083	3090.45
854-200CL300	20	1	0	083	4012.82
854-240CL300	24	1	0	083	5087.14



Flange Van Stone Style with PVC Ring Spig

1/2" - 12" molded - 150 psi = maximum internal pressure rating @ 73°F (23°C)

20" - 24" fabricated - 50 psi = maximum internal pressure rating @ 73°F (23°C)


856-005	1/2	25	0	080	17.27
856-007	3/4	25	0	080	18.51
856-010	1	15	0	080	20.63
856-012	1-1/4	15	0	080	21.28
856-015	1-1/2	15	0	080	21.71
856-020	2	10	0	080	28.85
856-025	2-1/2	10	0	080	44.59
856P-030	3	10	0	080	49.26
856P-040	4	5	0	080	62.33
856P-060	6	4	0	080	98.04
856P-080	8	2	0	080	175.38
856P-100	10	2	0	081	205.00
856P-120	12	2	0	081	221.03
856-200FP	20	1	0	083	3562.39
856-240FP	24	1	0	083	4846.02

PVC Schedule 80 Fittings, Unions, Flanges, Tank Adapters & Expansion Joints



Part Number	Size	Std Pk	Mstr Ctn	Disc Code	Price Each
-------------	------	--------	----------	-----------	------------

Flange Van Stone Style with Glass Filled PVC Ring Spig

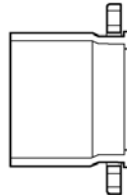


3" - 12" molded, 14" - 18" molded/fabricated - 150 psi = maximum internal pressure rating @ 73°F (23°C)

856-030	3	10	0	080	49.26
856-040	4	5	0	080	62.33
856-060	6	4	0	080	98.04
856-080	8	2	0	080	175.38
856-100	10	2	0	081	205.00
856-120	12	2	0	081	221.03
856-140FP**	14	1	0	083	1830.60
856-160FP**	16	1	0	083	2221.02
856-180FP**	18	1	0	083	2912.47

** Fabricated from molded socket flanges with pipe spigot.
18" flange uses 4-piece ring

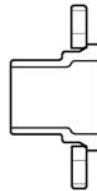
Flange Van Stone Style with Steel Ring Soc



150 psi Maximum Internal Pressure Rating @ 73°F (23°C)

854-180FS	18	1	0	083	1719.40
854-200FS	20	1	0	083	2083.53
854-240FS	24	1	0	083	2804.11

Flange Van Stone Style with Steel Ring Spig



150 psi Maximum Internal Pressure Rating @ 73°F (23°C)

856-140FS	14	1	0	083	926.46
856-160FS	16	1	0	083	1132.41
856-180FS	18	1	0	083	1283.14
856-200FS	20	1	0	083	1545.53
856-240FS	24	1	0	083	2098.65

Flange Van Stone Style PVC with Solid Ring Soc



150 psi Maximum Internal Pressure Rating @ 73°F (23°C)

S854-020	2	10	0	080	35.80
S854-030	3	10	0	080	61.10

Part Number	Size	Std Pk	Mstr Ctn	Disc Code	Price Each
-------------	------	--------	----------	-----------	------------

Flange Van Stone Style PVC with Solid Ring Soc

S854-040	4	5	0	080	77.29
----------	---	---	---	-----	-------

Flange Van Stone Style PVC with Glass Filled PVC Solid Ring Soc



150 psi Maximum Internal Pressure Rating @ 73°F (23°C)

S854-060	6	5	0	080	121.57
S854-080	8	2	0	080	197.93
S854-100	10	2	0	081	256.24
S854-120	12	2	0	081	276.26

Flange Van Stone Style with PVC Ring ASTM Soc x Multi-bolt Pattern Ring



150 psi Maximum Internal Pressure Rating @ 73°F (23°C)

M854-020	2	10	0	080	28.63
----------	---	----	---	-----	-------

* Hubs fit 2", 6" and 8" ASTM IPS pipe. Rings are manufactured to accept bolt patterns in size 2", 6" and 8" in ANSI Class 150, B.S. 4504 NP10 B.S. 4504 NP16 (except 8"), B.S. 10 Table D and B.S. 10 Table E. Consult Spears® Manufacturing Company Technical Services for additional information. Not for use with wafer valves.

Flange Van Stone Style with Glass Filled PVC Ring ASTM Soc x Multi-bolt Pattern Ring



150 psi Maximum Internal Pressure Rating @ 73°F (23°C)

M854-060	6	5	0	080	97.24
M854-080	8	2	0	080	158.35

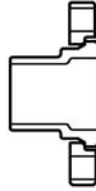
* Hubs fit 2", 6" and 8" ASTM IPS pipe. Rings are manufactured to accept bolt patterns in size 2", 6" and 8" in ANSI Class 150, B.S. 4504 NP10 B.S. 4504 NP16 (except 8"), B.S. 10 Table D and B.S. 10 Table E. Consult Spears® Manufacturing Company Technical Services for additional information. Not for use with wafer valves.



PVC Schedule 80 Fittings, Unions, Flanges, Tank Adapters & Expansion Joints

Part Number	Size	Std Pk	Mstr Ctn	Disc Code	Price Each
-------------	------	--------	----------	-----------	------------

Flange Van Stone Style with PVC Ring ASTM Spig x Multi-bolt Pattern Ring



150 psi Maximum Internal Pressure Rating @ 73°F (23°C)

M856-020	2	10	0	080	28.85
----------	---	----	---	-----	-------

* Spigots fit 2", 6" and 8" ASTM IPS fitting socket. Rings are manufactured to accept bolt patterns in size 2", 6" and 8" in ANSI Class 150, B.S. 4504 NP10 B.S. 4504 NP16 (except 8"), B.S. 10 Table D and B.S. 10 Table E. Consult Spears® Manufacturing Company Technical Services for additional information. Not for use with wafer valves.

Flange Van Stone Style with Glass Filled PVC Ring ASTM Spig x Multi-bolt Pattern Ring



150 psi Maximum Internal Pressure Rating @ 73°F (23°C)

M856-060	6	4	0	080	98.04
M856-080	8	2	0	080	159.54

* Spigots fit 2", 6" and 8" ASTM IPS fitting socket. Rings are manufactured to accept bolt patterns in size 2", 6" and 8" in ANSI Class 150, B.S. 4504 NP10 B.S. 4504 NP16 (except 8"), B.S. 10 Table D and B.S. 10 Table E. Consult Spears® Manufacturing Company Technical Services for additional information. Not for use with wafer valves.

Flange Van Stone Style with PVC Ring Fipt



150 psi Maximum Internal Pressure Rating @ 73°F (23°C)

855-005	1/2	25	0	080	20.55
855-007	3/4	25	0	080	24.11
855-010	1	15	0	080	26.37
855-012	1-1/4	15	0	080	36.35
855-015	1-1/2	20	0	080	39.70
855-020	2	10	0	080	40.62
855-025	2-1/2	10	0	080	93.38

Flange Van Stone Style with Glass Filled PVC Ring Fipt



150 psi Maximum Internal Pressure Rating @ 73°F (23°C)

855-030	3	10	0	080	96.05
855-040	4	5	0	080	174.64
855-060 ¹	6	1	4	080	274.64

Part Number	Size	Std Pk	Mstr Ctn	Disc Code	Price Each
-------------	------	--------	----------	-----------	------------

Flange Van Stone Style with Glass Filled PVC Ring (continued) Fipt

855-060F	6	1	4	083	244.12
855-080 ¹	8	1	2	080	340.33
855-080F	8	1	2	083	302.88
855-100F	10	1	2	083	341.23

¹ - Flange assembled with molded Female Adapter

Application & Use of Van Stone Style Flange Replacement Split Rings



Designed for easy Van Stone style flange ring replacement in the event of system modification, repair, or improper assembly without having to remove existing flange hub. Split rings are made as a direct replacement of existing one-piece rings used on Spears® brand only of Van Stone style flanges with ANSI Class 150 bolt pattern plastic rings. Remove old ring to be replaced then simply place the split ring sections around hub and install flange bolts (not included) through special designed section overlap to hold in position. Install appropriate user supplied bolts, washers and gasket (see Flange Gasket and Bolt Hardware Kits in this catalog); torque to specifications according to normal flange assembly. Split rings are a set of either 2-pieces or 4-pieces (illustrated) sections depending on size, in regular PVC, Glass Filled PVC, or CPVC for flange type and sizes listed.

PVC Flange Replacement Split Rings For Spears® flanges with regular PVC Rings



854P-005-1S	1/2	10	0	080	52.23
854P-007-1S	3/4	10	0	080	55.45
854P-010-1S	1	10	0	080	62.01
854P-012-1S	1-1/4	10	0	080	63.22
854P-015-1S	1-1/2	10	0	080	64.77
854P-020-1S	2	10	0	080	85.97
854P-025-1S	2-1/2	10	0	080	99.45
854P-030-1S	3	10	0	080	110.26
854P-040-1S	4	10	0	080	118.20
854P-060-1S	6	5	0	080	189.41
854P-080-1S	8	4	0	080	216.41
854P-100-1S	10	4	0	081	273.19
854P-120-1S	12	2	0	081	338.61
854P-140-1S	14	2	0	081	463.79
854P-160-1S	16	1	0	081	576.16
854P-180-1S	18	1	0	081	625.76
854P-200-1S	20	1	0	083	3321.26

PVC Schedule 80 Fittings, Unions, Flanges, Tank Adapters & Expansion Joints



Part Number	Size	Std Pk	Mstr Ctn	Disc Code	Price Each
-------------	------	--------	----------	-----------	------------

PVC Flange Replacement Split Rings

(continued)

For Spears® flanges with regular PVC Rings

854P-240-1S	24	1	0	083	4069.37
Fits 854-xxx Socket, 855-xxx Threaded, and 856-xxx Spigot hub configurations					

Glass Filled PVC Flange Replacement Split Rings

For Spears® flanges with Glass Filled PVC Rings

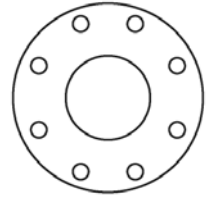


854-030-1S	3	10	0	080	110.26
854-040-1S	4	10	0	080	118.20
854-050-1S	5	5	0	080	160.07
854-060-1S	6	5	0	080	189.41
854-080-1S	8	4	0	080	216.41
854-100-1S	10	4	0	081	273.19
854-120-1S	12	2	0	081	338.61
854-140-1S	14	2	0	081	463.79
854-160-1S	16	1	0	081	576.16
854-180-1S	18	1	0	081	625.76

Fits 854-xxx Socket, 855-xxx Threaded, and 856-xxx Spigot hub configurations

Part Number	Size	Std Pk	Mstr Ctn	Disc Code	Price Each
-------------	------	--------	----------	-----------	------------

Gasket Selection Guide

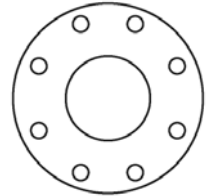


Order Gaskets & Bolt Kits Separately

- 1/8" Full-Face design with ANSI Class 150 Bolt Patterns
- Pressure rated to 150 psi @ 73°F
- Available in Buna-N, EPDM, or Viton® (FKM)

Flange Size	Bolt Holes	Gasket Part Number		
		Buna-N	EPDM	FKM
1/2	4	GK1-005	GK2-005	GK3-005
3/4	4	GK1-007	GK2-007	GK3-007
1	4	GK1-010	GK2-010	GK3-010
1-1/4	4	GK1-012	GK2-012	GK3-012
1-1/2	4	GK1-015	GK2-015	GK3-015
2	4	GK1-020	GK2-020	GK3-020
2-1/2	4	GK1-025	GK2-025	GK3-025
3	4	GK1-030	GK2-030	GK3-030
4	8	GK1-040	GK2-040	GK3-040
5	8	GK1-050	GK2-050	GK3-050
6	8	GK1-060	GK2-060	GK3-060
8	8	GK1-080	GK2-080	GK3-080
10	12	GK1-100	GK2-100	GK3-100
12	12	GK1-120	GK2-120	GK3-120

Buna-N Full-Faced Flange Gaskets



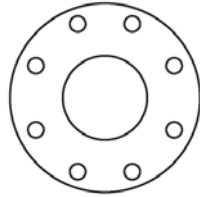
GK1-005	1/2	1	25	017	3.06
GK1-007	3/4	1	25	017	3.51
GK1-010	1	1	25	017	3.61
GK1-012	1-1/4	1	25	017	3.70
GK1-015	1-1/2	1	25	017	3.97
GK1-020	2	1	25	017	4.44
GK1-025	2-1/2	1	25	017	4.88
GK1-030	3	1	25	017	7.51
GK1-040	4	1	25	017	8.40
GK1-050	5	1	25	017	9.96
GK1-060	6	1	25	017	10.23
GK1-080	8	1	25	017	13.49
GK1-100	10	1	25	017	17.12
GK1-120	12	1	25	017	23.09



PVC Schedule 80 Fittings, Unions, Flanges, Tank Adapters & Expansion Joints

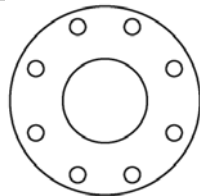
Part Number	Size	Std Pk	Mstr Ctn	Disc Code	Price Each
-------------	------	--------	----------	-----------	------------

EPDM Full-Faced Flange Gaskets



GK2-005	1/2	1	25	017	4.06
GK2-007	3/4	1	25	017	4.32
GK2-010	1	1	25	017	4.51
GK2-012	1-1/4	1	25	017	4.74
GK2-015	1-1/2	1	25	017	5.09
GK2-020	2	1	25	017	6.21
GK2-025	2-1/2	1	25	017	7.46
GK2-030	3	1	25	017	10.96
GK2-040	4	1	25	017	12.48
GK2-050	5	1	25	017	15.61
GK2-060	6	1	25	017	16.38
GK2-080	8	1	25	017	21.82
GK2-100	10	1	25	017	28.43
GK2-120	12	1	25	017	39.12

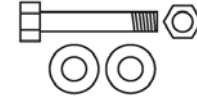
Viton® (FKM) Full-Faced Flange Gaskets



GK3-005	1/2	1	25	017	14.49
GK3-007	3/4	1	25	017	17.20
GK3-010	1	1	25	017	19.01
GK3-012	1-1/4	1	5	017	21.46
GK3-015	1-1/2	1	25	017	27.07
GK3-020	2	1	25	017	37.84
GK3-025	2-1/2	1	25	017	50.61
GK3-030	3	1	25	017	113.09
GK3-040	4	1	25	017	130.55
GK3-050	5	1	25	017	152.19
GK3-060	6	1	25	017	172.66
GK3-080	8	1	25	017	245.99
GK3-100	10	1	25	017	327.20
GK3-120	12	1	25	017	461.02

Part Number	Size	Std Pk	Mstr Ctn	Disc Code	Price Each
-------------	------	--------	----------	-----------	------------

Bolt Kit Selection Guide



Order Gaskets & Bolt Kits Separately

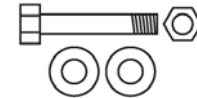
- Kit Contains All Bolts, Nuts, & Flat Washers for Specified Flange Size
- For Connecting Two (2) Mating Spears® Flanges
- Pre-coated, Anti-seize Lubricated Bolts
- Available in Zinc Coated Steel, Type 304 Stainless Steel or Type 316 Stainless Steel

Flange Size	Bolts* Per Kit	Diameter (in.-TPI)	Length (in)	Kit Part Number		
				Zinc	316 SS	304 SS
1/2	4	1/2-13	2	HK-005	HK1-005	HK2-005
3/4 & 1	4	1/2-13	2-1/4	HK-010	HK1-010	HK2-010
1-1/4 & 1-1/2	4	1/2-13	2-1/2	HK-015	HK1-015	HK2-015
2	4	5/8-11	3	HK-020	HK1-020	HK2-020
2-1/2	4	5/8-11	3-1/4	HK-025	HK1-025	HK2-025
3	4	5/8-11	3-1/2	HK-030	HK1-030	HK2-030
4	8	5/8-11	3-1/2	HK-040	HK1-040	HK2-040
5 & 6	8	3/4-10	4	HK-060	HK1-060	HK2-060
8	8	3/4-10	4-1/2	HK-080	HK1-080	HK2-080
10 & 12	12	7/8-9	5	HK-120	HK1-120	HK2-120

*Each Bolt Includes Nut & Two (2) Flat Washers

Zinc Plated Steel Flange Bolt Hardware Kits

For Connection of 2-Spears® Flanges
Includes Bolts, Nuts & Flat Washers



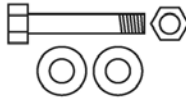
HK-005	1/2	1	10	017	9.53
HK-010	3/4&1	1	10	017	11.91
HK-015	1-1/4&1-1/2	1	10	017	17.91
HK-020	2	1	10	017	23.97
HK-025	2-1/2	1	10	017	28.74
HK-030	3	1	10	017	33.07
HK-040	4	1	5	017	68.51
HK-060	5&6	1	5	017	76.20
HK-080	8	1	1	017	89.30
HK-120	10&12	1	0	017	120.82

PVC Schedule 80 Fittings, Unions, Flanges, Tank Adapters & Expansion Joints



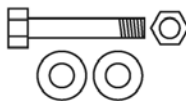
Part Number	Size	Std Pk	Mstr Ctn	Disc Code	Price Each
-------------	------	--------	----------	-----------	------------

Type 316 Stainless Steel Flange Bolt Hardware Kits
For Connection of 2-Spears® Flanges
Includes Bolts, Nuts & Flat Washers



HK1-005	1/2	1	10	017	28.60
HK1-010	3/4&1	1	10	017	41.20
HK1-015	1-1/4&1-1/2	1	10	017	45.39
HK1-020	2	1	10	017	54.59
HK1-025	2-1/2	1	10	017	58.51
HK1-030	3	1	10	017	77.20
HK1-040	4	1	5	017	154.81
HK1-060	5&6	1	5	017	201.91
HK1-080	8	1	1	017	253.36
HK1-120	10&12	1	0	017	515.45

Type 304 Stainless Steel Flange Bolt Hardware Kits
For Connection of 2-Spears® Flanges
Includes Bolts, Nuts, & Flat Washers



HK2-005	1/2	1	10	017	25.02
HK2-010	3/4&1	1	10	017	35.69
HK2-015	1-1/4&1-1/2	1	10	017	42.05
HK2-020	2	1	10	017	49.46
HK2-025	2-1/2	1	10	017	52.44
HK2-030	3	1	10	017	65.12
HK2-040	4	1	5	017	130.24
HK2-060	5&6	1	5	017	137.28
HK2-080	8	1	1	017	180.52
HK2-120	10&12	1	0	017	319.94

Flange Insulating Joints - Class 150 Bolt Pattern
PP Flange Spacer with PVC Bolt Isolators



Size = Nominal Flange Diameter x Thickness (in.)
For Dielectric Insulation Between Dissimilar Metal Flanges
300 psi Maximum Internal Pressure Rating @ 73°F (23°C)

IJ-030-010P	3X1	1	0	016	437.66
IJ-040-010P	4X1	1	0	016	489.00
IJ-060-010P	6X1	1	0	016	581.23
IJ-080-010P	8X1	1	0	016	674.56
IJ-100-010P	10X1	1	0	016	1371.04
IJ-120-010P	12X1	1	0	016	1484.97
IJ-140-010P	14X1	1	0	016	1924.19
IJ-160-010P	16X1	1	0	016	2445.09
IJ-180-010P	18X1	1	0	016	3272.97

Part Number	Size	Std Pk	Mstr Ctn	Disc Code	Price Each
-------------	------	--------	----------	-----------	------------

Flange Insulating Joints - Class 150 Bolt Pattern (continued)

PP Flange Spacer with PVC Bolt Isolators

IJ-200-010P	20X1	1	0	016	4225.35
IJ-240-010P	24X1	1	0	016	5868.24

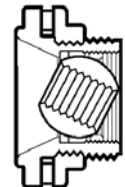
Flange Insulating Joints - Class 300 Bolt Pattern
PP Flange Spacer with PVC Bolt Isolators



Size = Nominal Flange Diameter x Thickness (in.)
For Dielectric Insulation Between Dissimilar Metal Flanges
300 psi Maximum Internal Pressure Rating @ 73°F (23°C)

IJ300-030-010P	3X1	1	0	016	644.74
IJ300-040-010P	4X1	1	0	016	717.09
IJ300-060-010P	6X1	1	0	016	1098.37
IJ300-080-010P	8X1	1	0	016	1370.26
IJ300-100-010P	10X1	1	0	016	2273.20
IJ300-120-010P	12X1	1	0	016	2987.23
IJ300-140-010P	14X1	1	0	016	3763.17
IJ300-160-010P	16X1	1	0	016	4012.77
IJ300-180-010P	18X1	1	0	016	5015.00
IJ300-200-010P	20X1	1	0	016	5810.30
IJ300-240-010P	24X1	1	0	016	7134.02

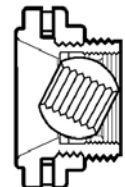
PVC Self Aligning Tank Adapter with Neoprene Gasket
Fipt



75 psi Maximum Internal Pressure Rating @ 73°F (23°C)

8172SA-010	1	5	0	100	140.46
8172SA-020	2	4	0	100	218.41
8172SA-030	3	2	0	100	330.48

PVC Self Aligning Tank Adapter with EPDM Gasket
Fipt



75 psi Maximum Internal Pressure Rating @ 73°F (23°C)

8172ESA-010	1	5	0	100	147.81
8172ESA-020	2	4	0	100	224.30
8172ESA-030	3	2	0	100	347.98



PVC Schedule 80 Fittings, Unions, Flanges, Tank Adapters & Expansion Joints

Part Number	Size	Std Pk	Mstr Ctn	Disc Code	Price Each
-------------	------	--------	----------	-----------	------------

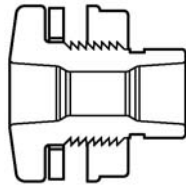
PVC Self Aligning Tank Adapter with Viton® Gasket Fipt



75 psi Maximum Internal Pressure Rating @ 73°F (23°C)

8172VSA-010	1	5	0	100	382.99
8172VSA-020	2	4	0	100	543.73
8172VSA-030	3	2	0	100	854.35

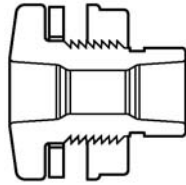
PVC New Style Standard Tank Adapters with Neoprene Gaskets Soc



150 psi Maximum Internal Pressure Rating @ 73°F (23°C)

8170-002	1/4	25	150	100	32.62
8170-003	3/8	25	150	100	32.62
8170-005	1/2	25	0	100	32.62
8170-007	3/4	25	0	100	37.19
8170-010	1	25	0	100	41.32
8170-012	1-1/4	20	0	100	49.78
8170-015	1-1/2	20	0	100	54.62
8170-020	2	15	0	100	80.96
8170-025	2-1/2	4	0	100	125.11
8170-030	3	4	0	100	148.93
8170-040	4	2	0	100	293.37
8170-060	6	1	0	100	569.45
8170-080	8	1	0	100	1263.73

PVC New Style Standard Tank Adapters with EPDM Gaskets Soc

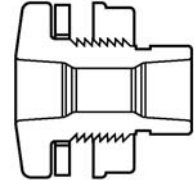


150 psi Maximum Internal Pressure Rating @ 73°F (23°C)

8170E-002	1/4	25	150	100	33.62
8170E-003	3/8	25	150	100	33.62
8170E-005	1/2	25	0	100	33.62
8170E-007	3/4	25	0	100	37.93
8170E-010	1	25	0	100	45.73
8170E-012	1-1/4	20	0	100	54.36
8170E-015	1-1/2	20	0	100	59.21
8170E-020	2	15	0	100	87.13
8170E-025	2-1/2	4	0	100	145.22
8170E-030	3	4	0	100	154.49
8170E-040	4	2	0	100	300.78
8170E-060	6	1	0	100	589.89
8170E-080	8	1	0	100	1310.59

Part Number	Size	Std Pk	Mstr Ctn	Disc Code	Price Each
-------------	------	--------	----------	-----------	------------

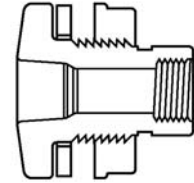
PVC New Style Standard Tank Adapters with Viton® Gaskets Soc



150 psi Maximum Internal Pressure Rating @ 73°F (23°C)

8170V-002	1/4	25	150	100	55.43
8170V-003	3/8	25	150	100	55.43
8170V-005	1/2	25	0	100	55.43
8170V-007	3/4	25	0	100	60.77
8170V-010	1	25	0	100	72.77
8170V-012	1-1/4	20	0	100	76.73
8170V-015	1-1/2	20	0	100	84.51
8170V-020	2	15	0	100	138.66
8170V-025	2-1/2	4	0	100	209.01
8170V-030	3	4	0	100	248.82
8170V-040	4	2	0	100	622.45
8170V-060	6	1	0	100	1119.54
8170V-080	8	1	0	100	2084.04

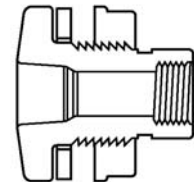
PVC New Style Standard Tank Adapters with Neoprene Gasket Soc x Fipt



150 psi Maximum Internal Pressure Rating @ 73°F (23°C)

8171-002	1/4	25	150	100	32.62
8171-003	3/8	25	200	100	32.62
8171-005	1/2	25	0	100	32.62
8171-007	3/4	25	0	100	37.19
8171-010	1	25	0	100	41.32
8171-012	1-1/4	20	0	100	49.78
8171-015	1-1/2	20	0	100	54.62
8171-020	2	15	0	100	80.96
8171-025	2-1/2	4	0	100	125.11
8171-030	3	4	0	100	148.93
8171-040	4	2	0	100	293.37
8171-060	6	1	0	100	569.45

PVC New Style Standard Tank Adapters with EPDM Gaskets Soc x Fipt



150 psi Maximum Internal Pressure Rating @ 73°F (23°C)

8171E-002	1/4	25	150	100	33.62
8171E-003	3/8	25	200	100	33.62
8171E-005	1/2	25	0	100	33.62
8171E-007	3/4	25	0	100	37.93
8171E-010	1	25	0	100	45.73
8171E-012	1-1/4	20	0	100	54.36

PVC Schedule 80 Fittings, Unions, Flanges, Tank Adapters & Expansion Joints



Part Number	Size	Std Pk	Mstr Ctn	Disc Code	Price Each
-------------	------	--------	----------	-----------	------------

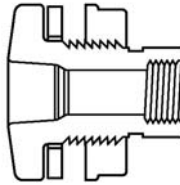
PVC New Style Standard Tank Adapters with EPDM Gaskets (continued)

Soc x Fipt

8171E-015	1-1/2	20	0	100	59.21
8171E-020	2	15	0	100	87.13
8171E-025	2-1/2	4	0	100	145.22
8171E-030	3	4	0	100	154.49
8171E-040	4	2	0	100	300.78
8171E-060	6	1	0	100	589.89

PVC New Style Standard Tank Adapters with Viton® Gaskets

Soc x Fipt



150 psi Maximum Internal Pressure Rating @ 73°F (23°C)

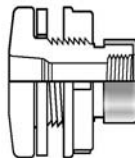
8171V-002	1/4	25	150	100	55.43
8171V-003	3/8	25	200	100	55.43
8171V-005	1/2	25	0	100	55.43
8171V-007	3/4	25	0	100	60.77
8171V-010	1	25	0	100	72.77
8171V-012	1-1/4	20	0	100	76.73
8171V-015	1-1/2	20	0	100	84.51
8171V-020	2	15	0	100	138.66
8171V-025	2-1/2	4	0	100	209.01
8171V-030	3	4	0	100	248.82
8171V-040	4	2	0	100	622.45
8171V-060	6	1	0	100	1119.54

PVC New Style Special Reinforced (SR) Threaded Tank Adapters with Neoprene Gaskets

Soc x SR Fipt - Stainless Steel Collar

150 psi Maximum Internal Pressure Rating @ 73°F (23°C)

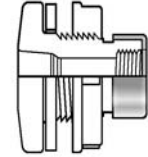
8171-002SR	1/4	25	150	100	33.80
8171-003SR	3/8	25	200	100	33.80
8171-005SR	1/2	25	0	100	33.80
8171-007SR	3/4	25	0	100	39.16
8171-010SR	1	25	0	100	44.10
8171-012SR	1-1/4	20	0	100	54.21
8171-015SR	1-1/2	20	0	100	62.22
8171-020SR	2	15	0	100	89.17
8171-025SR	2-1/2	4	0	100	143.57
8171-030SR	3	4	0	100	170.90
8171-040SR	4	2	0	100	316.12
8171-060SR	6	1	0	100	591.63



Part Number	Size	Std Pk	Mstr Ctn	Disc Code	Price Each
-------------	------	--------	----------	-----------	------------

PVC New Style Special Reinforced (SR) Threaded Tank Adapters with EPDM Gaskets

Soc x SR Fipt - Stainless Steel Collar

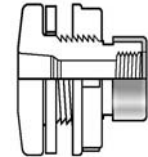


150 psi Maximum Internal Pressure Rating @ 73°F (23°C)

8171E-002SR	1/4	25	150	100	34.99
8171E-003SR	3/8	25	200	100	34.99
8171E-005SR	1/2	25	0	100	34.99
8171E-007SR	3/4	25	0	100	39.90
8171E-010SR	1	25	0	100	48.51
8171E-012SR	1-1/4	20	0	100	58.77
8171E-015SR	1-1/2	20	0	100	66.79
8171E-020SR	2	15	0	100	95.34
8171E-025SR	2-1/2	4	0	100	148.23
8171E-030SR	3	4	0	100	176.47
8171E-040SR	4	2	0	100	323.55
8171E-060SR	6	1	0	100	611.98

PVC New Style Special Reinforced (SR) Threaded Tank Adapters with Viton® Gaskets

Soc x SR Fipt - Stainless Steel Collar

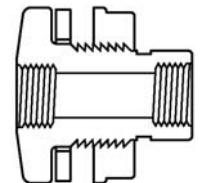


150 psi Maximum Internal Pressure Rating @ 73°F (23°C)

8171V-002SR	1/4	25	150	100	56.80
8171V-003SR	3/8	25	200	100	56.80
8171V-005SR	1/2	25	0	100	56.80
8171V-007SR	3/4	25	0	100	62.33
8171V-010SR	1	25	0	100	76.83
8171V-012SR	1-1/4	20	0	100	86.03
8171V-015SR	1-1/2	20	0	100	96.98
8171V-020SR	2	15	0	100	148.51
8171V-025SR	2-1/2	4	0	100	226.10
8171V-030SR	3	4	0	100	269.15
8171V-040SR	4	2	0	100	646.67
8171V-060SR	6	2	0	100	1146.10

PVC New Style Standard Tank Adapters with Neoprene Gaskets

Fipt



150 psi Maximum Internal Pressure Rating @ 73°F (23°C)

8172-002	1/4	25	150	100	43.81
8172-003	3/8	25	200	100	43.81
8172-005	1/2	25	0	100	43.81
8172-007	3/4	25	0	100	48.05
8172-010	1	25	0	100	52.55
8172-012	1-1/4	20	0	100	70.06
8172-015	1-1/2	20	0	100	76.37



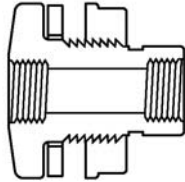
PVC Schedule 80 Fittings, Unions, Flanges, Tank Adapters & Expansion Joints

Part Number	Size	Std Pk	Mstr Ctn	Disc Code	Price Each
-------------	------	--------	----------	-----------	------------

PVC New Style Standard Tank Adapters with Neoprene Gaskets (continued)

Fipt

8172-020	2	15	0	100	100.57
8172-025	2-1/2	4	0	100	147.20
8172-030	3	4	0	100	175.21
8172-040	4	2	0	100	328.33
8172-060	6	1	0	100	657.06

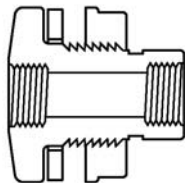


PVC New Style Standard Tank Adapters with EPDM Gaskets

Fipt

150 psi Maximum Internal Pressure Rating @ 73°F (23°C)

8172E-002	1/4	25	150	100	45.11
8172E-003	3/8	25	200	100	45.11
8172E-005	1/2	25	0	100	45.11
8172E-007	3/4	25	0	100	48.99
8172E-010	1	25	0	100	58.20
8172E-012	1-1/4	20	0	100	76.50
8172E-015	1-1/2	20	0	100	82.74
8172E-020	2	15	0	100	108.23
8172E-025	2-1/2	4	0	100	152.68
8172E-030	3	4	0	100	181.79
8172E-040	4	2	0	100	336.70
8172E-060	6	1	0	100	680.67



PVC New Style Standard Tank Adapters with Viton® Gaskets

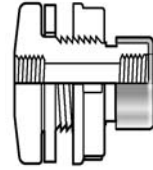
Fipt

150 psi Maximum Internal Pressure Rating @ 73°F (23°C)

8172V-002	1/4	25	150	100	67.78
8172V-003	3/8	25	200	100	67.78
8172V-005	1/2	25	0	100	67.78
8172V-007	3/4	25	0	100	72.24
8172V-010	1	25	0	100	82.51
8172V-012	1-1/4	20	0	100	93.63
8172V-015	1-1/2	20	0	100	106.87
8172V-020	2	15	0	100	158.35
8172V-025	2-1/2	4	0	100	226.17
8172V-030	3	4	0	100	269.32
8172V-040	4	2	0	100	656.38
8172V-060	6	1	0	100	1255.86

Part Number	Size	Std Pk	Mstr Ctn	Disc Code	Price Each
-------------	------	--------	----------	-----------	------------

PVC New Style Special Reinforced (SR) Threaded Tank Adapters with Neoprene Gaskets



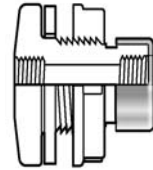
Fipt x SR Fipt - Stainless Steel Collar

150 psi Maximum Internal Pressure Rating @ 73°F (23°C)

8172-002SR	1/4	25	150	100	45.19
8172-003SR	3/8	25	200	100	45.19
8172-005SR	1/2	25	0	100	45.19
8172-007SR	3/4	25	0	100	50.03
8172-010SR	1	25	0	100	55.33
8172-012SR	1-1/4	20	0	100	74.51
8172-015SR	1-1/2	20	0	100	83.97
8172-020SR	2	15	0	100	108.80
8172-025SR	2-1/2	4	0	100	165.65
8172-030SR	3	4	0	100	197.21
8172-040SR	4	2	0	100	351.09
8172-060SR	6	1	0	100	679.14

PVC New Style Special Reinforced (SR) Threaded Tank Adapters with EPDM Gaskets

Fipt x SR Fipt - Stainless Steel Collar

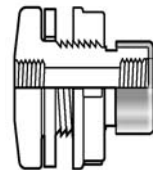


150 psi Maximum Internal Pressure Rating @ 73°F (23°C)

8172E-002SR	1/4	25	150	100	46.49
8172E-003SR	3/8	25	200	100	46.49
8172E-005SR	1/2	25	0	100	46.49
8172E-007SR	3/4	25	0	100	50.97
8172E-010SR	1	25	0	100	60.98
8172E-012SR	1-1/4	20	0	100	80.95
8172E-015SR	1-1/2	20	0	100	90.31
8172E-020SR	2	15	0	100	116.47
8172E-025SR	2-1/2	4	0	100	171.16
8172E-030SR	3	4	0	100	203.74
8172E-040SR	4	2	0	100	359.46
8172E-060SR	6	1	0	100	702.68

PVC New Style Special Reinforced (SR) Threaded Tank Adapters with Viton® Gaskets

Fipt x SR Fipt - Stainless Steel Collar



150 psi Maximum Internal Pressure Rating @ 73°F (23°C)

8172V-002SR	1/4	25	150	100	69.15
8172V-003SR	3/8	25	200	100	69.15
8172V-005SR	1/2	25	0	100	69.15
8172V-007SR	3/4	25	0	100	74.24
8172V-010SR	1	25	0	100	85.29
8172V-012SR	1-1/4	20	0	100	98.05
8172V-015SR	1-1/2	20	0	100	114.46

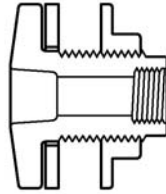
PVC Schedule 80 Fittings, Unions, Flanges, Tank Adapters & Expansion Joints



Part Number	Size	Std Pk	Mstr Ctn	Disc Code	Price Each
-------------	------	--------	----------	-----------	------------

PVC New Style Special Reinforced (SR) Threaded Tank Adapters with Viton® Gaskets (continued)
Fipt x SR Fipt - Stainless Steel Collar

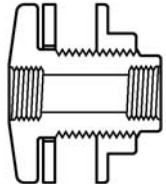
8172V-020SR	2	15	0	100	166.59
8172V-025SR	2-1/2	4	0	100	244.62
8172V-030SR	3	4	0	100	291.29
8172V-040SR	4	2	0	100	679.14
8172V-060SR	6	2	0	100	1282.40



Tank Adapter with Neoprene Gasket (Old Style)
Soc x Fipt

150 psi Maximum Internal Pressure Rating @ 73°F (23°C)

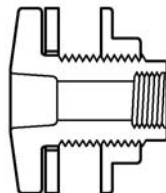
871-005	1/2	25	0	100	32.62
871-007	3/4	25	0	100	37.19
871-010	1	25	0	100	41.32
871-012	1-1/4	20	0	100	49.78
871-015	1-1/2	20	0	100	54.62
871-020	2	15	0	100	80.96
871-030	3	4	0	100	148.93
871-040	4	2	0	100	293.37



Tank Adapter with Neoprene Gasket (Old Style)
Fipt

150 psi Maximum Internal Pressure Rating @ 73°F (23°C)

872-005	1/2	25	0	100	43.81
872-007	3/4	25	0	100	48.05
872-010	1	25	0	100	52.55
872-012	1-1/4	20	0	100	70.06
872-015	1-1/2	20	0	100	76.37
872-020	2	15	0	100	100.57
872-030	3	4	0	100	175.21
872-040	4	2	0	100	328.33



Tank Adapter with EPDM Gasket (Old Style)
Soc x Fipt

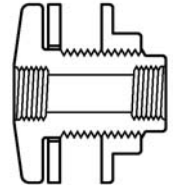
150 psi Maximum Internal Pressure Rating @ 73°F (23°C)

871E-005	1/2	25	0	100	33.62
871E-007	3/4	25	0	100	37.93
871E-010	1	25	0	100	45.73
871E-012	1-1/4	20	0	100	54.36
871E-015	1-1/2	20	0	100	59.21
871E-020	2	15	0	100	87.13

Part Number	Size	Std Pk	Mstr Ctn	Disc Code	Price Each
-------------	------	--------	----------	-----------	------------

Tank Adapter with EPDM Gasket (Old Style)
(continued)
Soc x Fipt

871E-030	3	4	0	100	154.49
871E-040	4	2	0	100	300.78



Tank Adapter with EPDM Gasket (Old Style)
Fipt

150 psi Maximum Internal Pressure Rating @ 73°F (23°C)

872E-005	1/2	25	0	100	45.11
872E-007	3/4	25	0	100	48.99
872E-010	1	25	0	100	58.20
872E-012	1-1/4	20	0	100	76.50
872E-015	1-1/2	20	0	100	82.74
872E-020	2	15	0	100	108.23
872E-030	3	4	0	100	181.79
872E-040	4	2	0	100	336.70

Neoprene Tank Adapter Gasket Only (New Style)



3N-002	1/4	100	0	901	2.57
3N-003	3/8	50	0	901	2.57
3N-005	1/2	10	0	901	2.57
3N-007	3/4	10	0	901	2.76
3N-010	1	10	0	901	2.94
3N-012	1-1/4	10	0	901	4.06
3N-015	1-1/2	10	0	901	4.76
3N-020	2	10	0	901	6.23
3N-025	2-1/2	10	0	901	6.50
3N-030	3	10	0	901	6.78
3N-040	4	10	0	901	18.76
2N-060	6	10	0	901	23.44
3N-080	8	10	0	901	107.48

EPDM Tank Adapter Gasket Only (New Style)



3E-002	1/4	10	0	901	2.99
3E-003	3/8	10	0	901	2.99
3E-005	1/2	10	0	901	2.99
3E-007	3/4	10	0	901	3.09
3E-010	1	10	0	901	5.36
3E-012	1-1/4	10	0	901	7.85



PVC Schedule 80 Fittings, Unions, Flanges, Tank Adapters & Expansion Joints

Part Number	Size	Std Pk	Mstr Ctn	Disc Code	Price Each
-------------	------	--------	----------	-----------	------------

EPDM Tank Adapter Gasket Only (New Style) (continued)

3E-015	1-1/2	10	0	901	8.06
3E-020	2	10	0	901	9.22
3E-025	2-1/2	10	0	901	13.07
3E-030	3	10	0	901	14.05
3E-040	4	10	0	901	21.17
2E-060	6	10	0	901	38.21
3E-080	8	10	0	901	138.69

Viton® Tank Adapter Gasket Only (New Style)



3V-002	1/4	10	0	901	10.95
3V-003	3/8	10	0	901	12.91
3V-005	1/2	10	0	901	19.27
3V-007	3/4	10	0	901	23.86
3V-010	1	10	0	901	32.62
3V-012	1-1/4	10	0	901	51.88
3V-015	1-1/2	10	0	901	56.04
3V-020	2	10	0	901	89.76
3V-025	2-1/2	10	0	901	99.16
3V-030	3	10	0	901	103.32
3V-040	4	10	0	901	233.79
2V-060	6	10	0	901	585.23
3V-080	8	10	0	901	981.52

Neoprene Tank Adapter Gasket Only (Old Style)



2N-005	1/2	10	0	901	2.57
2N-007	3/4	10	0	901	2.76
2N-010	1	10	0	901	2.94
2N-015	1-1/4 OR 1-1/2	10	0	901	4.76
2N-020	2	10	0	901	6.23
2N-030	3	10	0	901	6.78
2N-040	4	10	0	901	18.76

EPDM Tank Adapter Gasket Only (Old Style)



2E-005	1/2	10	0	901	2.99
2E-007	3/4	10	0	901	3.09
2E-010	1	10	0	901	5.36

Part Number	Size	Std Pk	Mstr Ctn	Disc Code	Price Each
-------------	------	--------	----------	-----------	------------

EPDM Tank Adapter Gasket Only (Old Style) (continued)

2E-015	1-1/4 OR 1-1/2	10	0	901	8.06
2E-020	2	10	0	901	9.22
2E-030	3	10	0	901	14.05
2E-040	4	10	0	901	21.17

Wrench Sets (New Style) Body Wrench & Nut Wrench



TAW-002	1/4	1	25	299	20.80
TAW-003	3/8	1	25	299	20.80
TAW-005	1/2	1	25	299	20.80
TAW-007	3/4	1	25	299	21.20
TAW-010	1	1	25	299	22.05
TAW-012	1-1/4	1	20	299	24.87
TAW-015	1-1/2	1	20	299	26.98
TAW-020	2	1	10	299	30.73
TAW-025	2-1/2	1	10	299	34.00
TAW-030	3	1	10	299	37.47
TAW-040	4	1	10	299	40.15

Individual Body Wrench (New Style)



TAW1-002	1/4	500	0	299	11.67
TAW1-003	3/8	400	0	299	11.67
TAW1-005	1/2	250	0	299	11.67
TAW1-007	3/4	220	0	299	11.89
TAW1-010	1	200	0	299	12.38
TAW1-012	1-1/4	300	0	299	14.02
TAW1-015	1-1/2	150	0	299	15.10
TAW1-020	2	100	0	299	16.39
TAW1-025	2-1/2	80	0	299	17.13
TAW1-030	3	74	0	299	21.48
TAW1-040	4	35	0	299	22.10

Individual Nut Wrench (New Style)



TAW2-002	1/4	300	0	299	11.67
TAW2-003	3/8	250	0	299	11.67
TAW2-005	1/2	200	0	299	11.67
TAW2-007	3/4	160	0	299	11.89

PVC Schedule 80 Fittings, Unions, Flanges, Tank Adapters & Expansion Joints

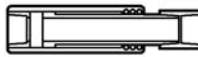


Part Number	Size	Std Pk	Mstr Ctn	Disc Code	Price Each
-------------	------	--------	----------	-----------	------------

Individual Nut Wrench (New Style) (continued)

TAW2-010	1	110	0	299	12.38
TAW2-012	1-1/4	200	0	299	14.02
TAW2-015	1-1/2	120	0	299	15.10
TAW2-020	2	100	0	299	16.39
TAW2-025	2-1/2	50	0	299	17.13
TAW2-030	3	40	0	299	21.48
TAW2-040	4	35	0	299	22.10

Fabricated Expansion Joints 6" Travel with EPDM O-rings



1/2" - 2" 235 psi @ 73°F (23°C)
2-1/2" - 14" 150 psi @ 73°F (23°C)

826-005X6	1/2	10	0	085	297.38
826-007X6	3/4	6	0	085	319.69
826-010X6	1	5	0	085	323.29
826-012X6	1-1/4	4	0	085	462.23
826-015X6	1-1/2	4	0	085	398.46
826-020X6	2	2	0	085	445.72
826-025X6	2-1/2	1	0	085	787.65
826-030X6	3	1	0	085	527.73
826-040X6	4	1	0	085	566.36
826-060X6	6	1	1	085	933.09
826-080X6	8	1	0	085	1284.60
826-100X6	10	1	0	085	1508.49
826-120X6	12	1	0	085	2672.86
826-140X6	14	1	0	085	3053.13

Viton® O-rings available on special order. Add a "V" preceding the dash (-) separator, e.g. 826V-005X6.

Fabricated Expansion Joints 12" Travel with EPDM O-rings



1/2" - 2" 235 psi @ 73°F (23°C)
2-1/2" - 14" 150 psi @ 73°F (23°C)

826-005X12	1/2	10	0	085	334.50
826-007X12	3/4	6	0	085	353.77
826-010X12	1	5	0	085	423.93
826-012X12	1-1/4	4	0	085	540.47
826-015X12	1-1/2	4	0	085	429.18
826-020X12	2	2	0	085	506.27
826-025X12	2-1/2	1	0	085	850.53

Part Number	Size	Std Pk	Mstr Ctn	Disc Code	Price Each
-------------	------	--------	----------	-----------	------------

Fabricated Expansion Joints (continued) 12" Travel with EPDM O-rings

826-030X12	3	1	0	085	654.06
826-040X12	4	1	0	085	645.22
826-060X12	6	1	0	085	1070.35
826-080X12	8	1	0	085	1435.01
826-100X12	10	1	0	085	1754.40
826-120X12	12	1	0	085	2810.05
826-140X12	14	1	0	085	3119.11

Viton® O-rings available on special order. Add a "V" preceding the dash (-) separator, e.g. 826V-005X12

Elastomer Expansion Joint PVC with Neoprene Bellows Soc



150 psi Maximum Internal Pressure Rating @ 73°F (23°C)

EJ02-007	3/4	10	0	085	187.96
EJ02-010	1	10	0	085	213.12
EJ02-012	1-1/4	15	0	085	227.07
EJ02-015	1-1/2	10	0	085	279.55
EJ02-020	2	8	0	085	342.55
EJ02-025	2-1/2	4	0	085	484.59
EJ02-030	3	2	0	085	666.11

Elastomer Expansion Joints PVC with EPDM Bellows Soc



150 psi Maximum Internal Pressure Rating @ 73°F (23°C)

EJ22-007	3/4	10	0	085	191.79
EJ22-010	1	10	0	085	217.45
EJ22-012	1-1/4	15	0	085	234.09
EJ22-015	1-1/2	10	0	085	284.39
EJ22-020	2	8	0	085	349.54
EJ22-025	2-1/2	4	0	085	494.46
EJ22-030	3	2	0	085	679.68

Elastomer Expansion Joint PVC with Neoprene Bellows SR Fipt - Stainless Steel Collar



150 psi Maximum Internal Pressure Rating @ 73°F (23°C)

EJ01-007SR	3/4	10	0	085	190.59
EJ01-010SR	1	10	0	085	217.05
EJ01-012SR	1-1/4	15	0	085	236.07
EJ01-015SR	1-1/2	10	0	085	301.37



PVC Schedule 80 Fittings, Unions, Flanges, Tank Adapters & Expansion Joints

Part Number	Size	Std Pk	Mstr Ctn	Disc Code	Price Each
-------------	------	--------	----------	-----------	------------

Elastomer Expansion Joint (continued)
PVC with Neoprene Bellows SR Fipt - Stainless Steel Collar

EJ01-020SR	2	8	0	085	362.07
EJ01-025SR	2-1/2	4	0	085	527.64
EJ01-030SR	3	2	0	085	709.59

Elastomer Expansion Joint
PVC with EPDM Bellows SR Fipt - Stainless Steel Collar



150 psi Maximum Internal Pressure Rating @ 73°F (23°C)

EJ21-007SR	3/4	10	0	085	194.46
EJ21-010SR	1	10	0	085	221.48
EJ21-012SR	1-1/4	15	0	085	240.91
EJ21-015SR	1-1/2	10	0	085	307.50
EJ21-020SR	2	8	0	085	369.47
EJ21-025SR	2-1/2	4	0	085	535.41
EJ21-030SR	3	2	0	085	724.07

PVC Schedule 80 Fittings, Unions, Flanges, Tank Adapters & Expansion Joints



LIMITED LIFETIME WARRANTY

Except as otherwise mandated by law or herein provided, Spears® Manufacturing Company ("Company") warrants Standard Catalog Products ("Products") which have been directly manufactured by them to be free from defects in material and workmanship for as long as the original intended end user of the Products ("End User") retains ownership and possession of the Products and complies with this Warranty ("Warranty Period"). Each other person or entity acquiring or employing the Products, including buyers, contractors and installers ("Buyer") and End Users ("Buyer/End User") agrees that this Warranty shall be effective only during the Warranty Period so long as the Products are used solely for the normal purposes for which they are intended and in conformance with industry established standards, engineering, installation, operating, and maintenance specifications, recommendations and instructions including explicit instructions by the Company; the Products are properly installed, operated and used, and have not been modified; and all the other terms of this Warranty are complied with. Any violation thereof shall void this Warranty and relieve Company from all obligations arising from this Warranty and the Products.

Upon receipt or discovery of any Products that appear questionable or defective each Buyer/End User shall promptly inspect and return any such Product to the Company at 15853 Olden Street, Sylmar, California 91342, accompanied by a letter stating the nature of any problems. If the Products are determined by Company to be defective in materials or workmanship directly provided by Company, Company, at its sole option, may either repair or replace the defective Products, or reimburse applicable Buyer/End User for the cost of such Products. The applicable Buyer/End User shall bear all applicable shipping costs. THIS SHALL BE BUYERS/END USERS' SOLE REMEDY. EACH BUYER/END USER AGREES THAT COMPANY WILL NOT BE RESPONSIBLE FOR ANY OTHER OBLIGATIONS RELATING TO THE PRODUCTS, INCLUDING ANY OTHER MATERIALS OR LABOR COSTS, LOSS OF USE OR ANY OTHER ITEM OR FOR ANY DELAYS IN COMPLYING WITH THIS WARRANTY BEYOND COMPANY'S REASONABLE CONTROL.

COMPANY SHALL NOT BE LIABLE FOR, DOES NOT ASSUME, AND EXPRESSLY DISCLAIMS, ANY LIABILITY, RESPONSIBILITY AND DAMAGES; DUE TO ANY BUYER/END USER'S FAILURE TO COMPLY WITH THIS WARRANTY, INCLUDING IMPROPER INSTALLATION, USE OR OPERATION; USE WITH PRODUCTS FROM OTHER MANUFACTURERS THAT DO NOT MEET ASTM OR OTHER APPLICABLE PRODUCT STANDARDS; IMPROPER CONTROL OF SYSTEM HYDRAULICS, IMPROPER WINTERIZATION PROCEDURES, IMPROPER VOLTAGE SUPPLY, CONTACT WITH INCOMPATIBLE MATERIALS OR CHEMICALS, EXCAVATION/DIGGING, EXCESSIVE WEIGHT, AND VANDALISM; DUE TO REASONABLE WEAR AND TEAR AND DUE TO ANY ACTS OF NATURE, INCLUDING LIGHTNING, EARTHQUAKES, GROUND MOVEMENT, FROST HEAVE, OR FLOODS.

COMPANY EXTENDS ONLY THIS WARRANTY AND EXPLICITLY DISCLAIMS ALL OTHER WARRANTIES, WHETHER IMPLIED OR OTHERWISE EXPRESSED, WHETHER ORAL, STATUTORY OR OTHERWISE, INCLUDING ANY IMPLIED WARRANTIES OR AFFIRMATIONS FOR SUITABILITY, MERCHANTABILITY OR FITNESS FOR A PARTICULAR PURPOSE. NO AFFIRMATION BY COMPANY OR ANY OF ITS REPRESENTATIVES, BY WORDS, CONDUCT OR OTHERWISE, SHALL CONSTITUTE A WARRANTY. THIS WARRANTY MAY NOT BE TRANSFERRED, EXTENDED, ALTERED OR OTHERWISE MODIFIED IN ANY MANNER, EXCEPT BY WRITTEN AGREEMENT SIGNED BY COMPANY.

BY ITS ACCEPTANCE OF THE PRODUCTS, EACH BUYER/END USER EXPRESSLY WAIVES ALL OTHER LIABILITY OR OBLIGATION OF ANY KIND OR CHARACTER OF COMPANY, INCLUDING LIABILITY PREDICATED UPON CONTRACT, TORT, STRICT LIABILITY OR OTHER LEGAL OR EQUITABLE GROUNDS, AND ALL, IF ANY, DAMAGES AND LOSSES AS A RESULT THEREOF, INCLUDING ALL, IF ANY, COMPENSATORY, GENERAL, SPECIAL, CONSEQUENTIAL, INCIDENTAL, OR PUNITIVE DAMAGES. WITH RESPECT TO SUCH WAIVERS, EACH BUYER/END USER EXPLICITLY WAIVES CALIFORNIA CIVIL CODE §1542 WHICH STATES "A GENERAL RELEASE DOES NOT EXTEND TO CLAIMS WHICH THE CREDITOR DOES NOT KNOW OR SUSPECT TO EXIST IN HIS FAVOR AT THE TIME OF EXECUTING THIS RELEASE, WHICH IF KNOWN BY HIM MUST HAVE MATERIALLY ADVERSELY AFFECTED HIS SETTLEMENT WITH DEBTOR" AND ALL OTHER SIMILAR STATUTORY, COMMON AND CASE LAW RIGHTS, DEFENSES AND LIMITATIONS.

Having previously independently inspected the Products, or a sample, as fully as desired, or having the opportunity to and having not done so, upon acceptance of delivery of the Products, and except as otherwise herein explicitly provided, each Buyer/End User by acceptance or use of the Products accepts them in their "AS IS" and "WITH ALL FAULTS" condition without any other warranty, expressed, implied or otherwise, and accepts and assumes the entire risk and cost of all servicing, remediation and consequences thereof. This Warranty shall be governed by California law and any unenforceable provisions severed without affecting the remaining provisions. As used herein, "including" includes "without limitation."



PVC Schedule 80 Fittings, Unions, Flanges, Tank Adapters & Expansion Joints

SPEARS® QUALITY POLICY

It is the policy and objective of Spears® Manufacturing Company to produce a superior quality product suitable for its intended use, with regard to functionality, structural integrity, and conformance to established industry standards and practices. It is the commitment of this Company to do so in a manner which provides consistency of product quality, optimum availability, and superior customer service, while maintaining efficiency of operations and profitability necessary to perpetuate product improvement and customer satisfaction. Furthermore, it is recognized that the attainment of these objectives is the responsibility of all Company operations and personnel according to their respective functions.

STANDARDS & SPECIFICATIONS

Standards provide greater assurance of product performance and consistency, and are available to assist design engineers in system specification. The most frequently referenced industry standards for plastic piping systems are ASTM Standard Specifications and Practices. Along with ASTM Standards, additional product specifications and certifications form the basis of product conformance to which Spears® products are manufactured.

ASTM D 2467
ASTM D 1784

Poly (Vinyl Chloride) (PVC) Plastic Pipe Fittings, Schedule 80.
Rigid Poly (Vinyl Chloride) (PVC) Compounds and Chlorinated Poly (Vinyl Chloride) (CPVC) Compounds.



National Sanitation Foundation (NSF) Standard 61 and/or 14 Plastic Fittings for Potable Water.

Material
Fabricated Fittings

Spears® Schedule 80 Fittings are produced from PVC Type I, Cell Classification 12454.
Spears® Fabricated Fittings conform to Spears® Manufacturing Company Special Engineering Specifications.

Prices subject to change without notice. Possession of this price schedule shall not be construed as an offer to sell the products listed. Product drawings and/or photographs are representative and may not fully reflect product configurations.

RECOMMENDATIONS FOR INSTALLERS & USERS

Plastic piping systems should be ENGINEERED, INSTALLED, and OPERATED in accordance with ESTABLISHED DESIGN AND ENGINEERING STANDARDS AND PROCEDURES for plastic piping systems. Suitability for the intended service application should be determined by the installer and/or user prior to installation of a plastic piping system. PRIOR TO ASSEMBLY, all piping system components should be inspected for damage or irregularities. Mating components should be checked to assure that tolerances and engagements are compatible. Do not use any components that appear irregular or do not fit properly. Contact the appropriate manufacturer of the component product in question to determine usability. Consult all applicable codes and regulations for compliance prior to installation.

SOLVENT WELD CONNECTIONS - Use a quality grade of primer and solvent cement formulated for the type of connection, with the CORRECT SIZE APPLICATOR. Read and follow all of the solvent cement MANUFACTURER'S APPLICATION AND CURE TIME INSTRUCTIONS THOROUGHLY.

BEFORE APPLYING PRIMER AND CEMENT, appropriate safety precautions should be taken. Primer and Cement should be stored in the shade between 40°F and 110°F. Eliminate all ignition sources. Avoid breathing of vapors. Use only with adequate ventilation; explosion-proof general mechanical ventilation or local exhaust is recommended to maintain vapor concentrations below recommended exposure limits. In confined or partially enclosed areas, a NIOSH-approved organic vapor cartridge respirator with full face-piece is recommended. Containers should be kept tightly closed when not in use, and covered as much as possible when in use. Avoid frequent contact with skin; wearing PVA coated protective gloves and impervious apron are recommended. Avoid any contact with eyes; splash-proof chemical goggles are recommended.

THREADED CONNECTIONS - Use a quality grade thread sealant. WARNING: SOME PIPE JOINT COMPOUNDS OR TEFLON® PASTES MAY CONTAIN SUBSTANCES THAT COULD CAUSE STRESS CRACKING TO PLASTIC. Spears® Manufacturing Company recommends the use of Spears® BLUE 75™ Thread Sealant which has been tested for compatibility with Spears® products. Please follow the sealant manufacturers' application/installation instructions. Choice of an appropriate thread sealant other than those listed above is at the discretion of the installer. 1 to 2 turns beyond FINGER TIGHT is generally all that is required to make a sound plastic threaded connection. Unnecessary OVER TIGHTENING will cause DAMAGE TO BOTH PIPE AND FITTING.

PVC Schedule 80 Fittings, Unions, Flanges, Tank Adapters & Expansion Joints



IMPORTANT

WATER HAMMER - Spears® Manufacturing Company, Inc., recommends that all PVC and CPVC plastic piping systems be designed and constructed to AVOID EXCESSIVE WATER HAMMER. Water hammer can cause damage, and failure to pipe, valves, and fittings within the piping system.

PLEASE NOTE - When temperatures rise above 73°F, the tensile strength of thermoplastics decreases, thereby derating the pipe or fitting Maximum Internal Pressure. When temperatures fall below 73°F, the tensile strength of thermoplastics increases, however, the impact strength decreases. Maximum operating temperatures for PVC piping systems should not exceed 140°F. Maximum operating temperatures for CPVC piping systems should not exceed 200°F.

CAUTION - Spears® Manufacturing Company DOES NOT RECOMMEND the use of thermoplastic piping products for systems to transport or store compressed air or gases, or the testing of thermoplastic piping systems with compressed air or gases in above and below ground locations. The use of Spears® products in compressed air or gas systems automatically voids Spears® warranty for such products, and their use against our recommendation is entirely the responsibility and liability of the installer. Spears® Manufacturing Company will not accept responsibility for damage or impairment of its products, or other consequential or incidental damages caused by misapplication, incorrect assembly, and/or exposure to harmful substances or conditions.

NOT FOR USE WITH COMPRESSED AIR OR GASES

WARNING: DO NOT USE COMPRESSED AIR OR GAS TO TEST ANY PVC OR CPVC THERMOPLASTIC PIPING PRODUCT OR SYSTEM, AND DO NOT USE DEVICES PROPELLED BY COMPRESSED AIR OR GAS TO CLEAR SYSTEMS. THESE PRACTICES MAY RESULT IN EXPLOSIVE FRAGMENTATION OF SYSTEM PIPING AND COMPONENTS CAUSING SERIOUS OR FATAL BODILY INJURY.

Fabricated fittings are shown in shaded areas in this publication for easy identification.

Not all of the Fabricated or Molded Fittings listed in this price schedule are carried in Spears® Distribution Center inventories. When ordering Fittings, please check with your servicing Distribution Center for availability. ALL ORDERS FOR NON-STOCKED Fittings are NON-CANCELABLE and NON-RETURNABLE. Additional fabricated fittings are available upon request. All fabricated fittings are sold in bulk quantities.

CONFIGURATION DESCRIPTIONS

Definitions of abbreviated configuration descriptions follow.

Fipt	Female Iron Pipe Thread
IPS	Iron Pipe Size
Mipt	Male Iron Pipe Thread
PIP	Plastic Irrigation Pipe
Soc	Solvent Weld Socket (IPS)
Spig	Spigot End (IPS)
SR Fipt	Special Reinforced Plastic Female Iron Pipe Thread
ESR Fipt	Encapsulated Special Reinforced Female Iron Pipe Thread
R Mipt	Reinforced Male Iron Pipe Thread



PVC Schedule 80 Fittings, Unions, Flanges, Tank Adapters & Expansion Joints

PART NUMBER NOTATIONS

Listed part numbers may be accompanied by superscript, asterisks, or special symbols indicating additional information about the fitting. A list of such notation definitions follow.

- + Spears® Manufacturing Company Specifications
- * An asterisk (*) appearing after a fabricated fitting part number indicates the item is fiberglass reinforced.
- 1 Sized with Bushing
- ‡ Manufactured to Spears® Specifications

ADDITIONAL PART NUMBER INFORMATION

Letters contained in part numbers denote special information as indicated below.

- S Solid Style Van Stone Flange Ring or Stainless Steel Hardware
- V Viton® O-ring
- SV Stainless Steel Hardware with Viton® O-ring
- F "F" at the end of the part number indicates the item is a Fabricated Fitting. Fabricated fittings appear in shaded areas for easy identification.
- FP Fabricated Van Stone Style Flange with Plastic Ring
- FS Fabricated Van Stone Style Flange with Steel Ring
- SR Special Reinforced
- ESR Encapsulated Special Reinforced

PVC Schedule 80 Fittings, Unions, Flanges, Tank Adapters & Expansion Joints



CONTENT

CATALOG INFORMATION

HOW TO USE THIS CATALOG	1
ORGANIZATION	1
COLUMN HEADER INFORMATION	1
PRODUCT CONFIGURATION	1

PRODUCTS

Tee Soc	2
Tee Soc x Fipt	2
Special Reinforced Tee Soc x SR Fipt - Stainless Steel Collar	2
Transition Tee Soc x Fipt With Brass Thread Insert	2
Tee Fipt	2
Special Reinforced Tee SR Fipt - Stainless Steel Collar	2
Street Tee Spig x Soc x Soc	3
Reducing Tee Soc	3
Reducing Tee Soc x Fipt	4
Reducing Tee Soc x Fipt x Soc	5
Special Reinforced Reducing Tee Soc x SR Fipt - Stainless Steel Collar	5
Special Reinforced Reducing Tee Soc x SR Fipt - Stainless Steel Collar x Soc	5
Transition Reducing Tee Soc x Fipt With Brass Thread Insert	5
90° Ell Soc	5
90° Ell Sweep Soc x Soc	6
Long Sweep 90° Ell Soc	6
90° Ell Soc x Fipt	6
Special Reinforced 90° Ell Soc x SR Fipt - Stainless Steel Collar	6
Transition 90° Ell Soc x Fipt With Brass Thread Insert	6
90° Ell Fipt	6
90° Street Ell Mipt x Fipt	7
Special Reinforced 90° Ell SR Fipt - Stainless Steel Collar	7
90° Street Ell Spig x Soc	7
Reducing 90° Ell Soc x Fipt	7
Special Reinforced Reducing 90° Ell Soc x SR Fipt - Stainless Steel Collar	7
Transition Reducing 90° Ell Soc x Fipt With Brass Thread Insert	7
60° Ell Soc	7
45° Ell Soc	8
45° Ell Fipt	8
Special Reinforced 45° Ell SR Fipt - Stainless Steel Collar	8
45° Street Ell Spig x Soc	8
30° Ell Soc	8
22-1/2° Ell Soc	9



PVC Schedule 80 Fittings, Unions, Flanges, Tank Adapters & Expansion Joints

CONTENT

22-1/2° Street Ell Spig x Soc	9
15° Ell Soc	9
11-1/4° Ell Soc	9
Wye Soc	10
Reducing Wye Soc	10
Double Wye Soc	11
Reducing Double Wye Soc	11
Cross Soc	12
Reducing Cross Soc	12
Coupling Soc	13
Grooved Coupling Adapter Groove x Soc	13
Coupling Fipt	13
Special Reinforced Coupling SR Fipt - Stainless Steel Collar	14
Reducer Coupling Soc	14
Eccentric Reducer Coupling Soc	15
Reducer Coupling Fipt	16
Special Reinforced Reducer Coupling SR Fipt - Stainless Steel Collar	16
Fabricated Repair Coupling Gasket	16
Female Adapter Soc x Fipt	16
Special Reinforced Female Adapter Soc x SR Fipt - Stainless Steel Collar	16
Encapsulated Special Reinforced Female Adapter Soc x ESR Fipt	16
Transition Female Adapter Soc x Fipt With Brass Thread Insert	17
Special Reinforced Spigot Female Adapter Spig x SR Fipt - Stainless Steel Collar	17
Encapsulated Special Reinforced Spigot Female Adapter Spig x ESR Fipt	17
Transition Female Adapter Spig x Fipt With Brass Thread Insert	17
Transition Reducing Female Adapter Soc x Fipt With Brass Thread Insert	17
Transition Male Adapter With Brass Thread Brass Mipt x Socket	17
Transition Female Adapter Soc x Fipt With 316 Stainless Steel Thread Insert	17
Special Reinforced Reducing Female Adapter Soc x SR Fipt - Stainless Steel Collar	17
Special Reinforced Reducing Spigot Female Adapter Spig x SR Fipt - Stainless Steel Collar	18
Male Adapter Mipt x Soc	18
Reinforced Male Adapter R Mipt x Soc - Stainless Steel Sleeve	18
Male Adapter Spig x Mipt	18
Reducer (T.T.) Bushing Flush Style Mipt x Fipt	18
Special Reinforced Reducer Bushing Mipt x SR Fipt - Stainless Steel Collar	18
Reducer Bushing Flush Style Spig x Soc	19
Reducer Bushing Flush Style Spig x Fipt	20
Special Reinforced Reducer Bushing Flush Style Spig x SR Fipt - Stainless Steel Collar	20
Cap Soc	20
Cap Fipt	21

PVC Schedule 80 Fittings, Unions, Flanges, Tank Adapters & Expansion Joints



CONTENT

Special Reinforced Cap SR Fipt - Stainless Steel Collar	21
Plug Spig	21
Plug Mipt	21
Union 2000 Soc with Viton® O-ring Seal	21
Union 2000 Soc with EPDM O-ring Seal	22
Union 2000 Soc x Fipt with Viton® O-ring Seal	22
Union 2000 Soc x Fipt with EPDM O-ring Seal	22
Union 2000 Soc x Spig with Viton® O-ring Seal	22
Union 2000 Soc x Spig with EPDM O-ring Seal	22
Special Reinforced Union 2000 Soc x SR Fipt with Viton® O-ring Seal - Stainless Steel Collar	23
Special Reinforced Union 2000 Soc x SR Fipt with EPDM O-ring Seal - Stainless Steel Collar	23
Union 2000 Fipt with Viton® O-ring Seal	23
Union 2000 Fipt with EPDM O-ring Seal	23
Special Reinforced Union 2000 SR Fipt with EPDM O-ring Seal - Stainless Steel Collar	23
Union (Old Style) Soc with Viton® O-ring Seal	23
Union (Old Style) Soc with EPDM O-ring Seal	24
Union (Old Style) Soc x Fipt with Viton® O-ring Seal	24
Union (Old Style) Soc x Fipt with EPDM O-ring Seal	24
Special Reinforced Union (Old Style) Soc x SR Fipt with EPDM O-ring Seal - Stainless Steel Collar	24
Union Soc x Fipt with Brass Thread Insert & Viton® O-ring Seal	24
Union Soc x Fipt with Brass Thread Insert & EPDM O-ring Seal	24
Union (Old Style) Fipt with Viton® O-ring Seal	25
Union (Old Style) Fipt with EPDM O-ring Seal	25
PVC Transition Union JIS (mm) Soc x ASTM (in.) Fipt with EPDM O-ring Seal	25
PVC Transition Union BSP Thread (in.) x ASTM (in.) Soc with Viton® O-ring Seal	25
Special Reinforced Union 2000 SR Fipt with Viton® O-ring Seal - Stainless Steel Collar	25
PVC Transition Union DIN (mm) Soc x ASTM (in.) Soc with Viton® O-ring Seal	25
PVC Transition Union DIN (mm) Soc x ASTM (in.) Fipt with Viton® O-ring Seal	26
Special Reinforced Union (Old Style) Soc x SR Fipt with Viton® O-ring Seal - Stainless Steel Collar	26
PVC Transition Union DIN (mm) Soc x ASTM (in.) Soc with EPDM O-ring Seal	26
PVC Transition Union DIN (mm) Soc x ASTM (in.) Fipt with EPDM O-ring Seal	26
PVC Transition Union JIS (mm) Soc x ASTM (in.) Soc with Viton® O-ring Seal	26
PVC Transition Union JIS (mm) Soc x ASTM (in.) Fipt with Viton® O-ring Seal	26
PVC Transition Union JIS (mm) Soc x ASTM (in.) Soc with EPDM O-ring Seal	27
PVC Transition Union BSP Thread (in.) x ASTM (in.) Fipt with Viton® O-ring Seal	27
PVC Transition Union BSP Thread (in.) x ASTM (in.) Soc with EPDM O-ring Seal	27
PVC Transition Union BSP Thread (in.) x ASTM (in.) Fipt with EPDM O-ring Seal	27
Flange Van Stone Style Flange x PIP Soc	27



PVC Schedule 80 Fittings, Unions, Flanges, Tank Adapters & Expansion Joints

CONTENT

Flange One Piece Soc	27
Flange One Piece Fipt	28
Special Reinforced Flange One Piece Threaded SR Fipt - Stainless Steel Collar	28
Blind Flange	28
Flange Van Stone Style with PVC Ring Soc	28
Flange Van Stone Style with Glass Filled PVC Ring Soc	29
Flange Van Stone Style Class 300 Bolt Pattern Fabricated with PVC Ring Soc	29
Flange Van Stone Style with PVC Ring Spig	29
Flange Van Stone Style with Glass Filled PVC Ring Spig	30
Flange Van Stone Style with Steel Ring Soc	30
Flange Van Stone Style with Steel Ring Spig	30
Flange Van Stone Style PVC with Solid Ring Soc	30
Flange Van Stone Style PVC with Glass Filled PVC Solid Ring Soc	30
Flange Van Stone Style with PVC Ring ASTM Soc x Multi-bolt Pattern Ring	30
Flange Van Stone Style with Glass Filled PVC Ring ASTM Soc x Multi-bolt Pattern Ring	30
Flange Van Stone Style with PVC Ring ASTM Spig x Multi-bolt Pattern Ring	31
Flange Van Stone Style with Glass Filled PVC Ring ASTM Spig x Multi-bolt Pattern Ring	31
Flange Van Stone Style with PVC Ring Fipt	31
Flange Van Stone Style with Glass Filled PVC Ring Fipt	31
Application & Use of Van Stone Style Flange Replacement Split Rings	31
PVC Flange Replacement Split Rings For Spears® flanges with regular PVC Rings	31
Glass Filled PVC Flange Replacement Split Rings For Spears® flanges with Glass Filled PVC Rings	32
Gasket Selection Guide	32
Buna-N Full-Faced Flange Gaskets	32
EPDM Full-Faced Flange Gaskets	33
Viton® (FKM) Full-Faced Flange Gaskets	33
Bolt Kit Selection Guide	33
Zinc Plated Steel Flange Bolt Hardware Kits For Connection of 2-Spears® Flanges Includes Bolts, Nuts & Flat Washers	33
Type 316 Stainless Steel Flange Bolt Hardware Kits For Connection of 2-Spears® Flanges Includes Bolts, Nuts & Flat Washers	34
Type 304 Stainless Steel Flange Bolt Hardware Kits For Connection of 2-Spears® Flanges Includes Bolts, Nuts, & Flat Washers	34
Flange Insulating Joints - Class 150 Bolt Pattern PP Flange Spacer with PVC Bolt Isolators	34
Flange Insulating Joints - Class 300 Bolt Pattern PP Flange Spacer with PVC Bolt Isolators	34
PVC Self Aligning Tank Adapter with Neoprene Gasket Fipt	34
PVC Self Aligning Tank Adapter with EPDM Gasket Fipt	34
PVC Self Aligning Tank Adapter with Viton® Gasket Fipt	35
PVC New Style Standard Tank Adapters with Neoprene Gaskets Soc	35

PVC Schedule 80 Fittings, Unions, Flanges, Tank Adapters & Expansion Joints



CONTENT

PVC New Style Standard Tank Adapters with EPDM Gaskets Soc	35
PVC New Style Standard Tank Adapters with Viton® Gaskets Soc	35
PVC New Style Standard Tank Adapters with Neoprene Gasket Soc x Fipt	35
PVC New Style Standard Tank Adapters with EPDM Gaskets Soc x Fipt	35
PVC New Style Standard Tank Adapters with Viton® Gaskets Soc x Fipt	36
PVC New Style Special Reinforced (SR) Threaded Tank Adapters with Neoprene Gaskets Soc x SR Fipt - Stainless Steel Collar	36
PVC New Style Special Reinforced (SR) Threaded Tank Adapters with EPDM Gaskets Soc x SR Fipt - Stainless Steel Collar	36
PVC New Style Special Reinforced (SR) Threaded Tank Adapters with Viton® Gaskets Soc x SR Fipt - Stainless Steel Collar	36
PVC New Style Standard Tank Adapters with Neoprene Gaskets Fipt	36
PVC New Style Standard Tank Adapters with EPDM Gaskets Fipt	37
PVC New Style Standard Tank Adapters with Viton® Gaskets Fipt	37
PVC New Style Special Reinforced (SR) Threaded Tank Adapters with Neoprene Gaskets Fipt x SR Fipt - Stainless Steel Collar	37
PVC New Style Special Reinforced (SR) Threaded Tank Adapters with EPDM Gaskets Fipt x SR Fipt - Stainless Steel Collar	37
PVC New Style Special Reinforced (SR) Threaded Tank Adapters with Viton® Gaskets Fipt x SR Fipt - Stainless Steel Collar	37
Tank Adapter with Neoprene Gasket (Old Style) Soc x Fipt	38
Tank Adapter with Neoprene Gasket (Old Style) Fipt	38
Tank Adapter with EPDM Gasket (Old Style) Soc x Fipt	38
Tank Adapter with EPDM Gasket (Old Style) Fipt	38
Neoprene Tank Adapter Gasket Only (New Style)	38
EPDM Tank Adapter Gasket Only (New Style)	38
Viton® Tank Adapter Gasket Only (New Style)	39
Neoprene Tank Adapter Gasket Only (Old Style)	39
EPDM Tank Adapter Gasket Only (Old Style)	39
Wrench Sets (New Style) Body Wrench & Nut Wrench	39
Individual Body Wrench (New Style)	39
Individual Nut Wrench (New Style)	39
Fabricated Expansion Joints 6" Travel with EPDM O-rings	40
Fabricated Expansion Joints 12" Travel with EPDM O-rings	40
Elastomer Expansion Joint PVC with Neoprene Bellows Soc	40
Elastomer Expansion Joints PVC with EPDM Bellows Soc	40
Elastomer Expansion Joint PVC with Neoprene Bellows SR Fipt - Stainless Steel Collar	40
Elastomer Expansion Joint PVC with EPDM Bellows SR Fipt - Stainless Steel Collar	41



PVC Schedule 80 Fittings, Unions, Flanges, Tank Adapters & Expansion Joints

CONTENT

COMPANY INFORMATION

LIMITED LIFETIME WARRANTY	42
SPEARS® QUALITY POLICY	43
STANDARDS & SPECIFICATIONS	43

INSTALLATION INFORMATION

RECOMMENDATIONS FOR INSTALLERS & USERS	43
CONFIGURATION DESCRIPTIONS	44
PART NUMBER NOTATIONS	45
ADDITIONAL PART NUMBER INFORMATION	45

NOTES

NOTES

NOTES

Watch for New Product Announcements from Spears® Innovation and Technology



SPEARS® MANUFACTURING COMPANY

CORPORATE OFFICE

15853 Olden Street, Sylmar, CA 91342
PO Box 9203, Sylmar, CA 91392
(818) 364-1611 • www.spearsmfg.com



PACIFIC SOUTHWEST

15860 Olden Street
Sylmar (Los Angeles), CA 91342
P.O. Box 9203, Sylmar, CA 91392
(818) 364-1611
(800) 862-1499
Fax (818) 367-3014

NORTHWEST

4103 C St. NE Suite 200
Auburn (Seattle), WA
98002
(253) 939-4433
(800) 347-7327
Fax (253) 939-7557

ROCKY MOUNTAIN

4880 Florence Street
Denver, CO
80238
(303) 371-9430
(800) 777-4154
Fax (303) 375-9546

SOUTH CENTRAL

1000 Lakeside Parkway
Flower Mound, TX
75028
(469) 528-3000
(800) 441-1437
Fax (469) 528-3001

UTAH

5395 West 1520 South
Salt Lake City, UT
84104
(303) 371-9430
(800) 777-4154
Fax (303) 375-9546

NORTHEAST

590 Industrial Drive, Suite 100
Lewisberry (Harrisburg), PA
17339-9532
(717) 938-8844
(800) 233-0275
Fax (717) 938-6547

SOUTHEAST

4205 Newpoint Place, Suite 100
Lawrenceville (Atlanta), GA
30043
(678) 985-1263
(800) 662-6326
Fax (678) 985-5642

FLORIDA

9563 Parksouth Court
Orlando, FL
32837
(407) 843-1960
(800) 327-6390
Fax (407) 425-3563

MIDWEST

1 Gateway Court, Suite A
Bolingbrook (Chicago), IL
60440
(630) 759-7529
(800) 662-6330
Fax (630) 759-7515

INTERNATIONAL SALES

15853 Olden Street
Sylmar (Los Angeles), CA
91342
(818) 364-1611
Fax (818) 898-3774

AUTHORIZED DISTRIBUTOR