



### Discount Codes

085	CPVC Expansion Joints	
090	CPVC Schedule 80 Molded Fittings Thru 8"	
091	CPVC Schedule 80 Molded Fittings 10" and Larger	
097	CPVC Schedule 80 Fabricated Fittings	
096	CPVC Schedule 80 Molded Reinforced Fittings	
101	CPVC Tank Adapters (Bulkhead Fittings)	
299	Valve Accessories, Repair Kits, Components	
901	Miscellaneous Components	

*Item prices may have changed from those shown in this sheet.  
See Spears® On-line Catalog for most current pricing, updated daily.*

# CPVC Schedule 80 Fittings, Unions, Flanges, Tank Adapters & Expansion Joints



**Visit our web site:  
[www.spearsmfg.com](http://www.spearsmfg.com)**

*See Spears® On-line Catalog for most current pricing, updated daily.*

**PRICE SCHEDULE 80C-1-0910  
Effective September 26, 2010  
Supersedes: 80C-1-1009A**



Quality Systems Certificate No. 293  
Corporate Facilities, Sylmar, CA  
Assessed to ISO 9001: 2008

**2010 EDITION  
SCHEDULE 80  
CPVC**



# CPVC Schedule 80 Fittings, Unions, Flanges, Tank Adapters & Expansion Joints

## HOW TO USE THIS CATALOG

Spears® CPVC Schedule 80 Fittings, Unions, Flanges, Tank Adapters, Expansion Joints & Saddles catalog has been arranged for easy use in selection of desired products according to part number, size, packaging and pricing information. A complete listing of content is located at the end of this catalog. Additional information on individual product dimensions can be found in Spears® publications 80-4, PVC & CPVC Schedule 80 Fittings, Unions, Flanges, Tank Adapters, Expansion Joints & Saddles Weights & Dimensions and FL-4, Thermoplastic Flanges Weights & Dimensions and select data sheets for special products.

## ORGANIZATION

Products in this catalog are listed in columns by type and configuration. Similar configuration types are grouped together, such as Tees, then Elbows, etc.

## COLUMN HEADER INFORMATION

Each product column header label identifies the following product particulars:

Part Number	The number used to order the part.
Size	Nominal diameter of pipe with which the fitting is to be used. NOTE: Fittings may be same size (only one size designation) or reducing (multiple sizes designated).
Standard Pack (Std Pk)	The quantity of parts packaged in an individual box or bag.
Master Carton (Mstr Ctn)	The total quantity of parts contained in individual boxes or bags which are packaged together.
Discount Code (Disc Code)	Identification code for applicable discount to the list price of the product. NOTE: This is a Product Group code and is not a calculation of discount. Discount codes are not the same for all products contained in this price schedule.
Price Each	The designated list price of the product.

## PRODUCT CONFIGURATION

Each group of product configuration types is headed by the product's name and an abbreviated configuration description of the fitting outlet connections. Configuration descriptions are defined at the end of this catalog. Line drawing illustrations are general representations of the fittings in the group, but may not be an exact depiction of all configurations listed. Line drawings are correlated to the configuration description. The drawing is read left to right for Elbow and Adapter configurations. Tees have an additional outlet branch and are read left to right (run) then top (branch). Drawings for Wyes and Crosses are read top to bottom then left to right and bushings drawings are read as outside x inside configuration. The configuration description also correlates to the size designation. As with the nominal size designations, only one description is given when all outlets are the same. Reducing sizes list run configuration x branch configuration. Refer to illustration below.

### Example

Part Number	Size	Std Pk	Mstr Ctn	Disc Code	Price Each
-------------	------	--------	----------	-----------	------------

Product Name — Tee

Abbreviated — Soc x Fipt

Configuration Description

In this example, outlet description is "Soc x Fipt", which indicates:

1. Socket x
2. Socket x
3. Female Iron Pipe Thread

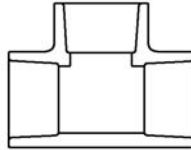
802-005C	1/2	20	120	090	34.14
802-007C	3/4	20	160	090	45.53
802-010C	1	15	0	090	56.91

# CPVC Schedule 80 Fittings, Unions, Flanges, Tank Adapters & Expansion Joints



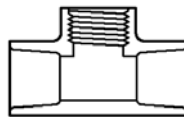
Part Number	Size	Std Pk	Mstr Ctn	Disc Code	Price Each
-------------	------	--------	----------	-----------	------------

**Tee  
Soc**



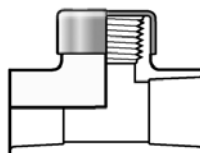
801-002C	1/4	25	150	090	13.45
801-003C	3/8	25	150	090	13.45
801-005C	1/2	25	200	090	13.45
801-007C	3/4	15	120	090	13.69
801-010C	1	15	0	090	16.78
801-012C	1-1/4	10	0	090	35.39
801-015C	1-1/2	10	0	090	40.54
801-020C	2	10	0	090	45.12
801-025C	2-1/2	10	0	090	114.86
801-030C	3	5	0	090	114.86
801-040C	4	5	0	090	152.86
801-050C	5	5	0	090	377.89
801-060C	6	2	0	090	397.80
801-080C	8	2	0	090	1139.51
801-100C	10	1	0	091	2254.29
801-100CF	10	1	1	097	1676.31
801-120C	12	1	0	091	3483.94
801-120CF	12	1	0	097	2287.81
801-140CF	14	1	0	097	5976.93
801-160CF	16	1	0	097	8538.46
801-180CF	18	1	0	097	10008.82
801-200CF	20	1	0	097	15144.59
801-240CF	24	1	0	097	21257.22

**Tee  
Soc x Fipt**



802-002C	1/4	25	150	090	34.14
802-005C	1/2	20	120	090	34.14
802-007C	3/4	20	160	090	45.53
802-010C	1	15	0	090	56.91
802-012C	1-1/4	15	0	090	66.89
802-015C	1-1/2	10	0	090	66.89
802-020C	2	10	0	090	84.01
802-030C	3	5	0	090	100.12
802-040C	4	5	0	090	188.11
802-060CF	6	1	2	097	384.99

**Special Reinforced Tee  
Soc x SR Fipt - Stainless Steel Collar**



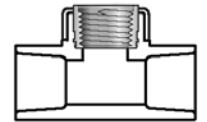
802-005CSR	1/2	50	0	096	18.69
------------	-----	----	---	-----	-------

Part Number	Size	Std Pk	Mstr Ctn	Disc Code	Price Each
-------------	------	--------	----------	-----------	------------

**Special Reinforced Tee (continued)  
Soc x SR Fipt - Stainless Steel Collar**

802-007CSR	3/4	15	120	096	27.31
802-010CSR	1	15	0	096	34.36
802-012CSR	1-1/4	15	0	096	39.86
802-015CSR	1-1/2	10	0	096	39.86
802-030CSR	3	5	0	096	93.84
802-040CSR	4	5	0	096	176.79

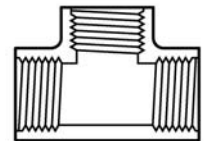
**Transition Tee  
Soc x Fipt With Brass Thread Insert**



802-005CBR	1/2	20	160	096	55.46
802-007CBR	3/4	25	0	096	110.91

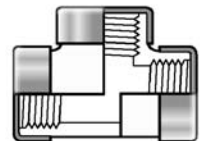
Not intended to convey or dispense water for human consumption through drinking or cooking

**Tee  
Fipt**



805-002C	1/4	25	150	090	29.89
805-003C	3/8	25	150	090	29.89
805-005C	1/2	20	120	090	29.89
805-007C	3/4	15	120	090	43.05
805-010C	1	15	0	090	46.37
805-012C	1-1/4	10	0	090	46.64
805-015C	1-1/2	10	0	090	48.97
805-020C	2	10	0	090	54.40
805-025C	2-1/2	5	0	090	267.44
805-030C	3	5	0	090	310.30
805-040C	4	5	0	090	735.11

**Special Reinforced Tee  
SR Fipt - Stainless Steel Collar**



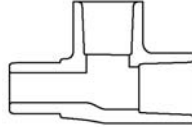
805-002CSR	1/4	20	160	096	16.72
805-003CSR	3/8	25	150	096	16.72
805-005CSR	1/2	25	150	096	22.37
805-007CSR	3/4	25	100	096	25.63
805-010CSR	1	15	0	096	38.28
805-015CSR	1-1/2	10	0	096	40.64
805-020CSR	2	10	0	096	48.39



# CPVC Schedule 80 Fittings, Unions, Flanges, Tank Adapters & Expansion Joints

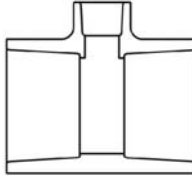
Part Number	Size	Std Pk	Mstr Ctn	Disc Code	Price Each
-------------	------	--------	----------	-----------	------------

**Street Tee**  
Spig x Soc x Soc



844-005C	1/2	25	200	090	16.83
844-007C	3/4	15	120	090	17.12
844-010C	1	15	0	090	20.98
844-012C	1-1/4	10	0	090	44.22
844-015C	1-1/2	10	0	090	50.69
844-020C	2	10	0	090	56.43

**Reducing Tee**  
Soc



801-101C	3/4X1/2	15	120	090	30.01
801-130C	1X1/2	15	0	090	34.59
801-131C	1X3/4	15	0	090	34.59
801-158C	1-1/4X1X1	15	0	090	42.90
801-159C	1-1/4X1X1-1/4	15	0	090	42.90
801-166C <sup>1</sup>	1-1/4X1/2	10	0	090	79.32
801-167C	1-1/4X3/4	12	0	090	67.69
801-168C	1-1/4X1	15	0	090	67.69
801-202C	1-1/2X1-1/4X1	10	0	090	67.69
801-209C	1-1/2X1/2	10	0	090	70.70
801-210C	1-1/2X3/4	15	0	090	70.70
801-211C	1-1/2X1	10	0	090	70.70
801-212C	1-1/2X1-1/4	10	0	090	70.70
801-247C	2X1/2	10	0	090	84.22
801-248C	2X3/4	10	0	090	84.22
801-249C	2X1	10	0	090	84.22
801-250C <sup>1</sup>	2X1-1/4	10	0	090	116.69
801-251C	2X1-1/2	10	0	090	84.22
801-287C	2-1/2X1/2	10	0	090	96.71
801-288C	2-1/2X3/4	10	0	090	96.71
801-289C	2-1/2X1	10	0	090	96.71
801-290C	2-1/2X1-1/4	10	0	090	96.71
801-291C	2-1/2X1-1/2	10	0	090	96.71
801-292C	2-1/2X2	10	0	090	100.10
801-333C <sup>1</sup>	3X1/2	5	0	090	212.88
801-334C <sup>1</sup>	3X3/4	5	0	090	212.88
801-335C	3X3X1	5	0	090	171.84
801-336C <sup>1</sup>	3X1-1/4	5	0	090	206.10
801-337C	3X3X1-1/2	5	0	090	171.84
801-338C	3X2	5	0	090	171.84
801-339C	3X2-1/2	5	0	090	171.84
801-415C <sup>1</sup>	4X1/2	5	0	090	261.33
801-416C <sup>1</sup>	4X3/4	5	0	090	261.33
801-417C <sup>1</sup>	4X1	4	0	090	261.33

Part Number	Size	Std Pk	Mstr Ctn	Disc Code	Price Each
-------------	------	--------	----------	-----------	------------

**Reducing Tee (continued)**

**Soc**

801-418C <sup>1</sup>	4X1-1/4	5	0	090	261.33
801-419C	4X1-1/2	5	0	090	261.33
801-420C	4X2	5	0	090	217.19
801-421C <sup>1</sup>	4X2-1/2	5	0	090	292.26
801-422C	4X3	5	0	090	217.19
801-426C <sup>1</sup>	4X6	4	0	090	752.89
801-525C	6X1	4	0	090	747.04
801-525CF	6X1	1	3	097	339.74
801-526C <sup>1</sup>	6X1-1/4	4	1	090	747.04
801-526CF	6X1-1/4	1	1	097	413.83
801-527C <sup>1</sup>	6X1-1/2	4	0	090	747.04
801-527CF	6X1-1/2	1	4	097	387.19
801-528C <sup>1</sup>	6X2	4	0	090	694.09
801-528CF	6X2	1	3	097	405.80
801-529C <sup>1</sup>	6X2-1/2	4	0	090	766.27
801-529CF	6X2-1/2	1	3	097	423.38
801-530C <sup>1</sup>	6X3	4	0	090	694.09
801-530CF	6X3	1	3	097	443.77
801-532C	6X4	5	0	090	613.41
801-575CF	8X1	1	2	097	476.43
801-576CF	8X1-1/4	1	1	097	484.01
801-577CF	8X1-1/2	1	1	097	487.60
801-578C <sup>1</sup>	8X2	2	0	090	1296.79
801-578CF	8X2	1	2	097	542.44
801-579CF	8X2-1/2	1	2	097	589.53
801-580C <sup>1</sup>	8X3	2	0	090	1296.79
801-580CF	8X3	1	2	097	665.24
801-582C <sup>1</sup>	8X4	2	0	090	1296.79
801-582CF	8X4	1	2	097	715.80
801-585C	8X6	2	0	090	1126.03
801-618CF	10X1	1	1	097	742.52
801-619CF	10X1-1/4	1	1	097	753.18
801-620CF	10X1-1/2	1	1	097	787.91
801-621C <sup>1</sup>	10X2	1	0	091	2270.07
801-621CF	10X2	1	1	097	748.73
801-622CF	10X2-1/2	1	1	097	928.62
801-623C <sup>1</sup>	10X3	1	0	091	2154.28
801-623CF	10X3	1	1	097	1008.97
801-624C <sup>1</sup>	10X4	1	0	091	2154.28
801-624CF	10X4	1	1	097	1066.51
801-626C	10X6	1	0	091	1983.79
801-626CF	10X6	1	1	097	1169.04
801-628C <sup>1</sup>	10X8	1	0	091	3245.46
801-628CF	10X8	1	1	097	1355.98
801-661CF	12X2	1	1	097	1270.64
801-662CF	12X2-1/2	0	0	097	1332.50
801-663CF	12X3	1	1	097	1401.45
801-664C <sup>1</sup>	12X4	1	0	091	3907.69
801-664CF	12X4	1	1	097	1459.35
801-666C <sup>1</sup>	12X6	1	0	091	3660.14
801-666CF	12X6	1	0	097	1583.51

# CPVC Schedule 80 Fittings, Unions, Flanges, Tank Adapters & Expansion Joints



Part Number	Size	Std Pk	Mstr Ctn	Disc Code	Price Each
-------------	------	--------	----------	-----------	------------

**Reducing Tee (continued)**

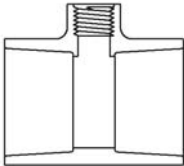
**Soc**

801-668C	12X8	1	0	091	3099.74
801-668CF	12X8	1	0	097	1772.76
801-670C <sup>1</sup>	12X10	1	0	091	4730.27
801-670CF	12X10	1	0	097	2045.95
801-691CF	14X2	1	0	097	2625.04
801-692CF	14X2-1/2	1	0	097	2632.78
801-693CF	14X3	1	0	097	3782.48
801-694CF	14X4	1	0	097	3920.28
801-696CF	14X6	1	0	097	4269.45
801-698CF	14X8	1	0	097	4606.19
801-700CF	14X10	1	0	097	5038.26
801-702CF	14X12	1	0	097	5538.94
801-751CF	16X2	1	0	097	3721.73
801-752CF	16X2-1/2	1	0	097	3775.01
801-753CF	16X3	1	0	097	3879.35
801-754CF	16X4	1	0	097	4023.46
801-756CF	16X6	1	0	097	5239.79
801-758CF	16X8	1	0	097	5857.30
801-760CF	16X10	1	0	097	6340.07
801-762CF	16X12	1	0	097	7091.32
801-764CF	16X14	1	0	097	7878.52
801-781CF	18X2	1	0	097	5059.38
801-783CF	18X3	1	0	097	5241.01
801-784CF	18X4	1	0	098	5054.01
801-786CF	18X6	1	0	097	6838.78
801-788CF	18X8	1	0	097	7343.15
801-790CF	18X10	1	0	097	7892.13
801-792CF	18X12	1	0	097	8439.35
801-794CF	18X14	1	0	097	8906.39
801-796CF	18X16	1	0	097	9403.53
801-814CF	20X4	1	0	097	10405.38
801-816CF	20X6	1	0	097	12382.15
801-818CF	20X8	1	0	097	12784.34
801-820CF	20X10	1	0	097	13896.47
801-822CF	20X12	1	0	097	14570.99
801-824CF	20X14	1	0	097	16233.45
801-826CF	20X16	1	0	097	17535.96
801-828CF	20X18	1	0	097	18630.00
801-904CF	24X4	1	0	097	12895.23
801-906CF	24X6	1	0	097	13907.61
801-908CF	24X8	1	0	097	14239.22
801-910CF	24X10	1	0	097	15007.67
801-912CF	24X12	1	0	097	15774.37
801-914CF	24X14	1	0	097	17142.00
801-916CF	24X16	1	0	097	20131.71
801-918CF	24X18	1	0	097	22379.95
801-920CF	24X20	1	0	097	24855.73

<sup>1</sup> Sized with Bushing

Part Number	Size	Std Pk	Mstr Ctn	Disc Code	Price Each
-------------	------	--------	----------	-----------	------------

**Reducing Tee  
Soc x Fipt**



802-101C	3/4X1/2	15	60	090	21.17
802-130C	1X1/2	50	0	090	42.49
802-131C	1X3/4	15	0	090	42.49
802-166C	1-1/4X1/2	25	0	090	73.23
802-167C <sup>1</sup>	1-1/4X3/4	15	0	090	73.23
802-168C	1-1/4X1	10	0	090	73.23
802-209C <sup>1</sup>	1-1/2X1/2	25	0	090	108.28
802-210C <sup>1</sup>	1-1/2X3/4	20	0	090	108.28
802-211C <sup>1</sup>	1-1/2X1	10	0	090	108.28
802-212C	1-1/2X1-1/4	10	0	090	108.28
802-247C	2X1/2	10	0	090	135.88
802-248C	2X3/4	10	0	090	135.88
802-249C <sup>1</sup>	2X1	10	0	090	135.88
802-250C <sup>1</sup>	2X1-1/4	10	0	090	135.88
802-251C <sup>1</sup>	2X1-1/2	10	0	090	135.88
802-287C	2-1/2X1/2	10	0	090	178.49
802-288C <sup>1</sup>	2-1/2X3/4	10	0	090	178.49
802-289C <sup>1</sup>	2-1/2X1	10	0	090	178.49
802-290C <sup>1</sup>	2-1/2X1-1/4	10	0	090	178.49
802-291C <sup>1</sup>	2-1/2X1-1/2	10	0	090	178.49
802-292C <sup>1</sup>	2-1/2X2	10	0	090	197.02
802-333C <sup>1</sup>	3X1/2	5	0	090	301.95
802-334C <sup>1</sup>	3X3/4	5	0	090	301.95
802-335C <sup>1</sup>	3X1	5	0	090	301.95
802-336C <sup>1</sup>	3X1-1/4	5	0	090	301.95
802-337C <sup>1</sup>	3X1-1/2	5	0	090	301.95
802-338C <sup>1</sup>	3X2	5	0	090	301.95
802-339C <sup>1</sup>	3X2-1/2	5	0	090	301.95
802-415C <sup>1</sup>	4X1/2	5	0	090	505.68
802-416C <sup>1</sup>	4X3/4	5	0	090	505.68
802-417C <sup>1</sup>	4X1	5	0	090	505.68
802-418C <sup>1</sup>	4X1-1/4	5	0	090	505.68
802-419C <sup>1</sup>	4X1-1/2	5	0	090	505.68
802-420C <sup>1</sup>	4X2	5	0	090	505.68
802-421C <sup>1</sup>	4X2-1/2	5	0	090	505.68
802-422C <sup>1</sup>	4X3	5	0	090	505.68
802-525C	6X1	4	0	090	985.97
802-526C	6X1-1/4	4	0	090	985.97
802-527C	6X1-1/2	4	0	090	985.97
802-528C <sup>1</sup>	6X2	4	0	090	985.97
802-529C <sup>1</sup>	6X2-1/2	4	0	090	985.97
802-530C <sup>1</sup>	6X3	4	0	090	985.97
802-532C <sup>1</sup>	6X4	1	0	090	1131.77
802-578C <sup>1</sup>	8X2	2	0	090	1874.87
802-580C <sup>1</sup>	8X3	2	0	090	1874.87
802-582C <sup>1</sup>	8X4	2	0	090	1874.87
802-621C <sup>1</sup>	10X2	1	0	091	2750.15



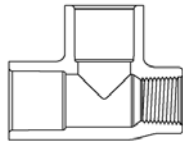
# CPVC Schedule 80 Fittings, Unions, Flanges, Tank Adapters & Expansion Joints

Part Number	Size	Std Pk	Mstr Ctn	Disc Code	Price Each
-------------	------	--------	----------	-----------	------------

### Reducing Tee (continued)

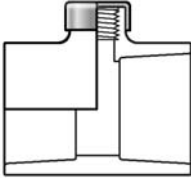
#### Soc x Fipt

802-623C <sup>1</sup>	10X3	1	0	091	2750.15
802-624C <sup>1</sup>	10X4	1	0	091	2750.15
802-661C <sup>1</sup>	12X2	2	0	091	4563.01
802-663C <sup>1</sup>	12X3	2	0	091	4563.01
802-664C <sup>1</sup>	12X4	1	0	091	4563.01
<sup>1</sup> Sized with Bushing					



### Reducing Tee Soc x Fipt x Soc

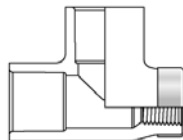
803-095C	3/4X1/2X3/4	50	0	090	18.94
----------	-------------	----	---	-----	-------



### Special Reinforced Reducing Tee

#### Soc x SR Fipt - Stainless Steel Collar

802-072CSR	1/2X1/4	25	200	096	18.69
802-098CSR	3/4X1/4	25	100	096	24.98
802-101CSR	3/4X1/2	50	0	096	24.98
802-128CSR <sup>1</sup>	1X1/4	15	0	096	38.57
802-130CSR	1X1/2	50	0	096	15.26
802-131CSR	1X3/4	15	0	086	38.57
802-164CSR <sup>1</sup>	1-1/4X1/4	5	0	096	51.29
802-166CSR	1-1/4X1/2	15	0	096	40.63
802-168CSR	1-1/4X1	10	0	096	41.46
802-207CSR <sup>1</sup>	1-1/2X1/4	15	0	096	73.44
802-211CSR	1-1/2X1	10	0	096	48.68
802-212CSR	1-1/2X1-1/4	10	0	096	48.68
802-245CSR <sup>1</sup>	2X1/4	10	0	096	84.36
802-247CSR	2X1/2	10	0	096	75.93
802-248CSR	2X3/4	10	0	096	84.36
802-287CSR	2-1/2X1/2	10	0	096	58.02
802-331CSR <sup>1</sup>	3X1/4	5	0	096	161.14
802-413CSR <sup>1</sup>	4X1/4	5	0	096	174.86
<sup>1</sup> Sized with Bushing					



### Special Reinforced Reducing Tee

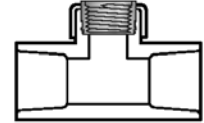
#### Soc x SR Fipt - Stainless Steel Collar x Soc

(See also price schedule GI-1, Gauge & Instrument Fittings for additional configurations)

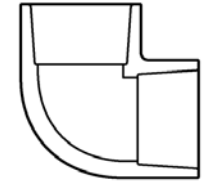
803-095CSR	3/4X1/2X3/4	15	0	096	15.39
------------	-------------	----	---	-----	-------

Part Number	Size	Std Pk	Mstr Ctn	Disc Code	Price Each
-------------	------	--------	----------	-----------	------------

### Transition Reducing Tee Soc x Fipt With Brass Thread Insert

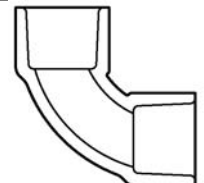


802-101CBR	3/4X1/2	50	0	096	68.74
Not intended to convey or dispense water for human consumption through drinking or cooking					



### 90° Ell Soc

806-002C	1/4	25	300	090	14.64
806-003C	3/8	20	120	090	14.64
806-005C	1/2	20	240	090	5.74
806-007C	3/4	20	160	090	7.32
806-010C	1	25	0	090	11.63
806-012C	1-1/4	10	0	090	25.16
806-015C	1-1/2	10	0	090	28.06
806-020C	2	25	0	090	33.87
806-025C	2-1/2	5	0	090	78.00
806-030C	3	5	0	090	88.32
806-040C	4	5	0	090	159.07
806-050C	5	4	0	090	303.66
806-050CF	5	1	4	097	399.83
806-060C	6	4	0	090	319.64
806-080C	8	2	0	090	782.19
806-080CF	8	1	2	097	567.31
806-100C	10	1	0	091	2090.31
806-100CF	10	1	1	097	1242.85
806-120C	12	1	0	091	2828.19
806-120CF	12	1	1	097	1667.69
806-140CF	14	1	0	097	5691.98
806-160CF	16	1	0	097	7770.51
806-180CF	18	1	0	097	9733.71
806-200CF	20	1	0	097	11189.13
806-240CF	24	1	0	097	20254.79



### Sweep 90° Ell Soc

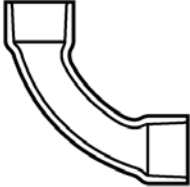
806-005SC	1/2	25	150	090	11.29
806-007SC	3/4	25	100	090	14.55
806-010SC	1	25	0	090	23.38
806-012SC	1-1/4	25	0	090	30.89
806-015SC	1-1/2	25	0	090	33.18
806-020SC	2	25	0	090	40.20

# CPVC Schedule 80 Fittings, Unions, Flanges, Tank Adapters & Expansion Joints



Part Number	Size	Std Pk	Mstr Ctn	Disc Code	Price Each
-------------	------	--------	----------	-----------	------------

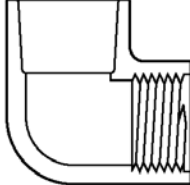
**Long Sweep 90° EII Soc**



806-005LSCF	1/2	25	0	097	52.03
806-007LSCF	3/4	25	0	097	58.28
806-010LSCF	1	25	0	097	65.90
806-012LSCF	1-1/4	25	0	097	69.05
806-015LSCF	1-1/2	25	0	097	77.09
806-020LSCF	2	10	0	097	108.15
806-030LSCF	3	5	0	097	150.04
806-040LSCF	4	1	4	097	185.61
806-060LSCF	6	1	2	097	273.72

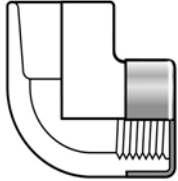
Not Listed for Electrical Conduit Use

**90° EII Soc x Fipt**



807-002C	1/4	25	450	090	12.97
807-003C	3/8	25	150	090	12.97
807-005C	1/2	20	120	090	15.14
807-007C	3/4	20	160	090	17.78
807-010C	1	20	0	090	23.28
807-012C	1-1/4	10	0	090	34.14
807-015C	1-1/2	10	0	090	51.72
807-020C	2	10	0	090	66.39
807-030C	3	5	0	090	80.02
807-040C	4	5	0	090	151.32
807-060CF	6	1	4	097	514.76

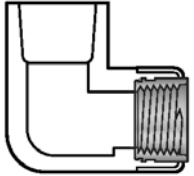
**Special Reinforced 90° EII Soc x SR Fipt - Stainless Steel Collar**



807-005CSR	1/2	20	240	096	9.07
807-007CSR	3/4	75	0	096	10.66
807-010CSR	1	50	0	096	12.83
807-015CSR	1-1/2	10	0	090	31.85
807-020CSR	2	10	0	096	39.85
807-030CSR	3	5	0	096	58.01
807-040CSR	4	5	0	086	107.10

Part Number	Size	Std Pk	Mstr Ctn	Disc Code	Price Each
-------------	------	--------	----------	-----------	------------

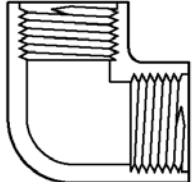
**Transition 90° EII Soc x Fipt With Brass Thread Insert**



807-005CBR	1/2	20	240	096	48.76
807-007CBR	3/4	20	160	096	85.13

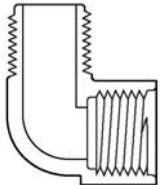
Not intended to convey or dispense water for human consumption through drinking or cooking

**90° EII Fipt**



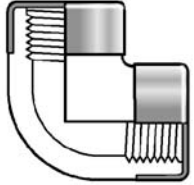
808-002C	1/4	25	450	090	15.38
808-003C	3/8	25	150	090	15.38
808-005C	1/2	20	120	090	8.93
808-007C	3/4	20	120	090	13.35
808-010C	1	15	120	090	18.74
808-012C	1-1/4	10	0	090	36.10
808-015C	1-1/2	10	0	090	38.85
808-020C	2	10	0	090	52.07
808-025C	2-1/2	5	0	090	161.59
808-030C	3	5	0	090	173.27
808-040C	4	5	0	090	271.14

**90° Street EII Mipt x Fipt**



812-002C	1/4	50	300	090	17.07
----------	-----	----	-----	-----	-------

**Special Reinforced 90° EII SR Fipt - Stainless Steel Collar**



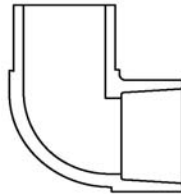
808-003CSR	3/8	25	150	096	5.48
808-005CSR	1/2	20	120	096	5.48
808-007CSR	3/4	20	160	096	8.03
808-010CSR	1	50	0	096	10.29
808-012CSR	1-1/4	25	0	096	19.80
808-015CSR	1-1/2	10	0	096	23.31
808-020CSR	2	10	0	096	31.23



# CPVC Schedule 80 Fittings, Unions, Flanges, Tank Adapters & Expansion Joints

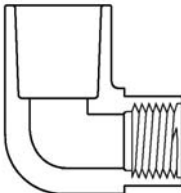
Part Number	Size	Std Pk	Mstr Ctn	Disc Code	Price Each
-------------	------	--------	----------	-----------	------------

**90° Street Ell  
Spig x Soc**



809-005C	1/2	50	200	090	7.20
809-007C	3/4	50	0	090	9.16
809-010C	1	50	0	090	14.55
809-012C	1-1/4	25	0	090	31.46
809-015C	1-1/2	10	0	090	35.11
809-020C	2	25	0	090	42.39
809-025C	2-1/2	5	0	090	85.56
809-030C	3	5	0	090	117.78
809-040C	4	4	0	090	212.10
809-060C	6	2	0	090	426.19
809-080C	8	2	0	090	1042.93
809-100C	10	1	1	091	2786.78
809-120C	12	1	0	091	3769.46

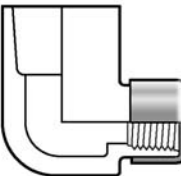
**Reducing 90° Ell  
Soc x Fipt**



807-101C <sup>1</sup>	3/4X1/2	10	60	090	14.53
807-130C <sup>1</sup>	1X1/2	10	80	090	20.76
807-131C <sup>1</sup>	1X3/4	10	80	090	20.76

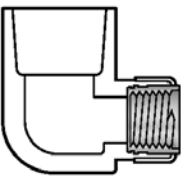
<sup>1</sup> Sized with Bushing

**Special Reinforced Reducing  
90° Ell  
Soc x SR Fipt - Stainless Steel Collar**



807-101CSR	3/4X1/2	50	0	096	11.56
807-130CSR	1X1/2	50	0	096	12.46

**Transition Reducing 90° Ell  
Soc x Fipt With Brass Thread Insert**

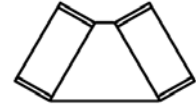


807-101CBR	3/4X1/2	20	120	096	60.98
------------	---------	----	-----	-----	-------

Not intended to convey or dispense water for human consumption through drinking or cooking

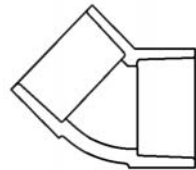
Part Number	Size	Std Pk	Mstr Ctn	Disc Code	Price Each
-------------	------	--------	----------	-----------	------------

**60° Ell  
Soc**



824-005CF	1/2	1	25	097	88.46
824-007CF	3/4	1	6	097	105.64
824-010CF	1	1	3	097	100.04
824-012CF	1-1/4	1	16	097	102.45
824-015CF	1-1/2	1	15	097	110.93
824-020CF	2	16	0	097	139.72
824-025CF	2-1/2	1	10	097	159.90
824-030CF	3	1	4	097	274.35
824-040CF	4	1	4	097	329.33
824-060CF	6	1	4	097	457.04
824-080CF	8	1	1	097	692.49
824-100CF	10	1	1	097	1394.07
824-120CF	12	1	1	097	2154.84
824-140CF	14	1	0	097	5194.65
824-160CF	16	1	0	097	7293.13
824-180CF	18	1	0	097	10117.90

**45° Ell  
Soc**



817-002C	1/4	25	450	090	21.77
817-003C	3/8	25	150	090	21.77
817-005C	1/2	20	120	090	7.02
817-007C	3/4	20	120	090	10.14
817-010C	1	15	120	090	16.12
817-012C	1-1/4	10	80	090	31.66
817-015C	1-1/2	10	0	090	32.51
817-020C	2	10	0	090	36.46
817-025C	2-1/2	5	0	090	74.51
817-030C	3	5	0	090	95.74
817-040C	4	5	0	090	131.43
817-050C	5	4	0	090	384.64
817-060C	6	4	0	090	404.89
817-080C	8	2	0	090	842.38
817-100C	10	1	0	091	1598.53
817-100CF	10	1	2	097	965.32
817-120C	12	1	0	091	2812.33
817-120CF	12	1	1	097	1355.41
817-140CF	14	1	0	097	2835.34
817-160CF	16	1	0	097	4138.37
817-180CF	18	1	0	097	6404.22
817-200CF	20	1	0	097	8472.29
817-240CF	24	1	0	097	10218.18

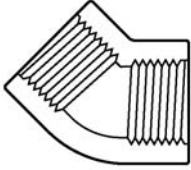


# CPVC Schedule 80 Fittings, Unions, Flanges, Tank Adapters & Expansion Joints



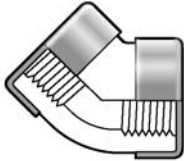
Part Number	Size	Std Pk	Mstr Ctn	Disc Code	Price Each
-------------	------	--------	----------	-----------	------------

**45° EII  
Fipt**



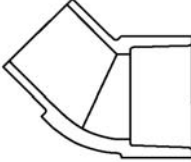
819-002C	1/4	25	450	090	20.46
819-003C	3/8	25	150	090	20.46
819-005C	1/2	20	240	090	19.38
819-007C	3/4	10	120	090	21.29
819-010C	1	10	120	090	23.43
819-012C	1-1/4	10	80	090	40.02
819-015C	1-1/2	10	0	090	40.02
819-020C	2	10	0	090	52.84
819-025C	2-1/2	5	0	090	100.17
819-030C	3	5	0	090	144.28
819-040C	4	5	0	090	226.94

**Special Reinforced 45° EII  
SR Fipt - Stainless Steel Collar**



819-007CSR	3/4	10	120	096	12.53
------------	-----	----	-----	-----	-------

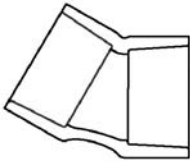
**45° Street EII  
Spig x Soc**



827-005C	1/2	50	400	090	7.02
827-007C	3/4	50	0	090	10.14
827-010C	1	50	0	090	16.12
827-012C	1-1/4	25	0	090	31.66
827-015C	1-1/2	25	0	090	32.46
827-020C	2	10	0	090	36.46
827-025C	2-1/2	12	0	090	80.69
827-030C	3	10	0	090	95.74
827-040C	4	5	0	090	131.43
827-060C	6	3	0	090	476.34
827-080C	8	2	0	090	991.02
827-100C	10	1	0	091	1880.62
827-120C	12	1	0	091	3308.61
827-140CF	14	1	0	097	4053.51
827-160CF	16	1	0	097	5185.03
827-180CF	18	1	0	097	7565.54

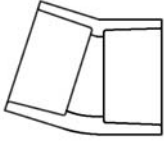
Part Number	Size	Std Pk	Mstr Ctn	Disc Code	Price Each
-------------	------	--------	----------	-----------	------------

**30° EII  
Soc**



815-005CF	1/2	1	25	097	30.85
815-007CF	3/4	1	25	097	31.80
815-010CF	1	1	20	097	43.98
815-012CF	1-1/4	1	15	097	46.90
815-015CF	1-1/2	1	25	097	50.57
815-020CF	2	25	0	097	95.06
815-025CF	2-1/2	18	0	097	106.22
815-030CF	3	1	10	097	118.47
815-040CF	4	1	18	097	154.71
815-060C	6	5	0	090	476.34
815-080CF	8	1	3	097	564.27
815-100CF	10	1	2	097	936.67
815-120CF	12	1	2	097	1233.68
815-140CF	14	1	0	097	2619.50
815-160CF	16	1	0	097	3687.61
815-180CF	18	1	0	097	5346.00

**22-1/2° EII  
Soc**



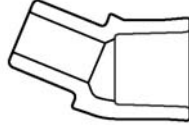
816-005C	1/2	20	240	090	8.27
816-007C	3/4	20	240	090	11.91
816-010C	1	20	160	090	18.97
816-012C	1-1/4	20	0	090	37.23
816-015C	1-1/2	20	0	090	38.26
816-020C	2	20	0	090	42.90
816-025C	2-1/2	5	0	090	107.67
816-025CF	2-1/2	1	18	097	106.22
816-030C	3	5	0	090	112.64
816-040C	4	4	0	090	154.62
816-060C	6	4	0	090	476.34
816-060CF	6	1	8	097	296.94
816-080C	8	4	0	090	991.02
816-080CF	8	1	4	097	564.27
816-100CF	10	1	2	097	936.67
816-120CF	12	1	2	097	1233.68
816-140CF	14	1	0	097	2619.50
816-160CF	16	1	0	097	3687.61
816-180CF	18	1	0	097	5346.00



# CPVC Schedule 80 Fittings, Unions, Flanges, Tank Adapters & Expansion Joints

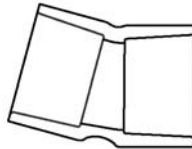
Part Number	Size	Std Pk	Mstr Ctn	Disc Code	Price Each
-------------	------	--------	----------	-----------	------------

## 22-1/2° Street Ell Spig x Soc



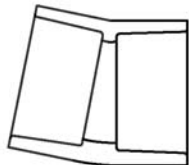
842-005C	1/2	50	400	090	9.41
842-007C	3/4	50	0	090	14.69
842-010C	1	50	0	090	22.98
842-012C	1-1/4	20	0	090	28.78
842-015C	1-1/2	25	0	090	41.37
842-020C	2	20	0	090	52.17
842-025C	2-1/2	5	0	090	95.79
842-030C	3	5	0	090	139.12
842-040C	4	4	0	090	178.40
842-060C	6	1	6	090	588.27
842-080C	8	1	2	090	1233.34
842-100CF	10	1	2	097	951.66
842-120CF	12	1	2	097	1262.22

## 15° Ell Soc



818-005CF	1/2	1	25	097	30.85
818-007CF	3/4	1	23	097	31.80
818-010CF	1	1	20	097	43.98
818-012CF	1-1/4	1	15	097	46.90
818-015CF	1-1/2	1	25	097	50.57
818-020CF	2	25	0	097	95.06
818-025CF	2-1/2	1	18	097	106.22
818-030CF	3	1	35	097	118.47
818-040CF	4	1	18	097	154.71
818-060CF	6	1	8	097	296.94
818-080CF	8	1	3	097	564.27
818-100CF	10	1	2	097	936.67
818-120CF	12	1	1	097	1233.68
818-140CF	14	1	0	097	2619.50
818-160CF	16	1	0	097	3687.61
818-180CF	18	1	0	097	5346.00

## 11-1/4° Ell Soc



811-005CF	1/2	1	52	097	30.85
811-007CF	3/4	1	20	097	31.80
811-010CF	1	1	50	097	43.98
811-012CF	1-1/4	1	26	097	46.90
811-015C	1-1/2	25	0	090	35.07

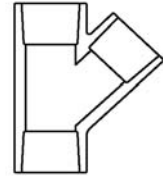
Part Number	Size	Std Pk	Mstr Ctn	Disc Code	Price Each
-------------	------	--------	----------	-----------	------------

## 11-1/4° Ell (continued)

### Soc

811-020C	2	10	0	090	42.90
811-025CF	2-1/2	1	25	097	106.22
811-030C	3	10	0	090	112.64
811-040C	4	4	0	090	154.62
811-060CF	6	1	5	097	296.94
811-080CF	8	1	3	097	564.27
811-100CF	10	1	2	097	936.67
811-120CF	12	1	2	097	1233.68
811-140CF	14	1	0	097	2619.50
811-160CF	16	1	0	097	3687.61
811-180CF	18	1	0	097	5346.00

## Wye Soc



1/2" - 2" - 235 psi Maximum Internal Pressure Rating @ 73°F (23°C)  
 2-1/2" - 6" - 150 psi Maximum Internal Pressure Rating @ 73°F (23°C)  
 8" - Larger & All Fabricated Sizes - 100 psi Maximum Internal Pressure Rating @ 73°F (23°C)

875-005C	1/2	25	100	090	15.59
875-007C	3/4	25	0	090	16.10
875-010C	1	20	0	090	27.13
875-012C	1-1/4	20	0	090	41.09
875-015C	1-1/2	20	0	090	44.17
875-020C	2	10	0	090	108.16
875-025C <sup>1</sup>	2-1/2	4	0	090	762.43
875-030C	3	5	0	090	533.30
875-040C	4	4	0	090	563.83
875-060C	6	3	0	090	771.70
875-080C	8	1	0	090	1317.89
875-080CF*	8	1	0	097	1152.68
875-100CF*	10	1	0	097	1980.16
875-120CF*	12	1	0	097	2758.09
875-140CF*	14	1	0	097	9589.14
875-160CF*	16	1	0	097	12027.90
875-180CF*	18	1	0	097	17453.89

<sup>1</sup> Sized with Bushing

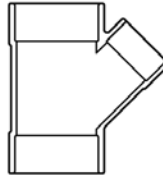
\* An asterisk (\*) appearing after a fabricated fitting part number indicates the item is fiberglass reinforced.

# CPVC Schedule 80 Fittings, Unions, Flanges, Tank Adapters & Expansion Joints



Part Number	Size	Std Pk	Mstr Ctn	Disc Code	Price Each
-------------	------	--------	----------	-----------	------------

## Reducing Wye Soc



1/2" - 2" - 235 psi Maximum Internal Pressure Rating @ 73°F (23°C)  
 3" - 6" - 150 psi Maximum Internal Pressure Rating @ 73°F (23°C)  
 8" - Larger & All Fabricated Sizes - 100 psi Maximum Internal Pressure Rating @ 73°F (23°C)

875-101C <sup>1</sup>	3/4X1/2	25	0	090	23.02
875-130C <sup>1</sup>	1X1/2	20	0	090	37.93
875-131C <sup>1</sup>	1X3/4	20	0	090	37.93
875-166C <sup>1</sup>	1-1/4X1/2	20	0	090	69.14
875-167C <sup>1</sup>	1-1/4X3/4	20	0	090	69.14
875-168C <sup>1</sup>	1-1/4X1	20	0	090	69.14
875-209C <sup>1</sup>	1-1/2X1/2	20	0	090	75.84
875-210C <sup>1</sup>	1-1/2X3/4	20	0	090	75.84
875-211C <sup>1</sup>	1-1/2X1	20	0	090	75.84
875-212C <sup>1</sup>	1-1/2X1-1/4	20	0	090	75.84
875-247C <sup>1</sup>	2X1/2	10	0	090	150.06
875-248C <sup>1</sup>	2X3/4	10	0	090	150.06
875-249C <sup>1</sup>	2X1	10	0	090	150.06
875-250C <sup>1</sup>	2X1-1/4	10	0	090	150.06
875-251C <sup>1</sup>	2X1-1/2	10	0	090	150.06
875-335C <sup>1</sup>	3X1	5	0	090	617.26
875-336C <sup>1</sup>	3X1-1/4	5	0	090	617.26
875-337C <sup>1</sup>	3X1-1/2	5	0	090	617.26
875-338C <sup>1</sup>	3X2	4	0	090	617.26
875-339C <sup>1</sup>	3X2-1/2	5	0	090	617.26
875-420C	4X2	4	0	090	624.18
875-422C <sup>1</sup>	4X3	4	0	090	624.18
875-528C <sup>1</sup>	6X2	5	0	090	790.59
875-528CF <sup>*</sup>	6X2	1	3	097	620.28
875-530C <sup>1</sup>	6X3	5	0	090	790.44
875-530CF <sup>*</sup>	6X3	1	2	097	689.64
875-532C	6X4	5	0	090	603.56
875-578C <sup>1</sup>	8X2	1	0	090	2090.67
875-578CF <sup>*</sup>	8X2	1	2	097	833.82
875-579CF <sup>*</sup>	8X2-1/2	1	2	097	873.94
875-580C <sup>1</sup>	8X3	1	0	090	2090.67
875-580CF <sup>*</sup>	8X3	1	2	097	854.56
875-582C <sup>1</sup>	8X4	1	0	090	2090.67
875-582CF <sup>*</sup>	8X4	1	2	097	877.67
875-585C <sup>1</sup>	8X6	1	0	090	1915.95
875-585CF <sup>*</sup>	8X6	1	1	097	988.98
875-621CF <sup>*</sup>	10X2	1	1	097	928.89
875-623CF <sup>*</sup>	10X3	1	1	097	988.88
875-624CF <sup>*</sup>	10X4	1	1	097	1208.48
875-626C	10X6	1	0	091	2159.80
875-626CF <sup>*</sup>	10X6	1	1	097	1372.14

Part Number	Size	Std Pk	Mstr Ctn	Disc Code	Price Each
-------------	------	--------	----------	-----------	------------

## Reducing Wye (continued)

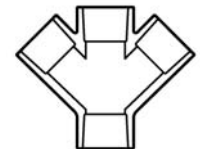
### Soc

875-628C	10X8	1	0	091	2274.03
875-628CF <sup>*</sup>	10X8	1	0	097	1615.82
875-661CF <sup>*</sup>	12X2	1	1	097	1532.59
875-663CF <sup>*</sup>	12X3	1	1	097	1610.11
875-664CF <sup>*</sup>	12X4	1	1	097	1836.67
875-666CF <sup>*</sup>	12X6	1	0	097	1910.63
875-668CF <sup>*</sup>	12X8	1	0	097	2016.67
875-670CF <sup>*</sup>	12X10	1	0	097	2482.91
875-694CF <sup>*</sup>	14X4	1	0	097	4110.98
875-696CF <sup>*</sup>	14X6	1	0	097	4515.36
875-698CF <sup>*</sup>	14X8	1	0	097	4884.46
875-702CF <sup>*</sup>	14X12	1	0	097	5950.41
875-754CF <sup>*</sup>	16X4	1	0	097	5172.83
875-756CF <sup>*</sup>	16X6	1	0	097	5446.73
875-758CF <sup>*</sup>	16X8	1	0	097	6324.47
875-760CF <sup>*</sup>	16X10	1	0	097	7107.81
875-762CF <sup>*</sup>	16X12	1	0	097	7708.76
875-764CF <sup>*</sup>	16X14	1	0	097	9697.37
875-784CF <sup>*</sup>	18X4	1	0	097	6915.27
875-786CF <sup>*</sup>	18X6	1	0	097	7421.73
875-788CF <sup>*</sup>	18X8	1	0	097	8239.13
875-790CF <sup>*</sup>	18X10	1	0	097	9083.37
875-792CF <sup>*</sup>	18X12	1	0	097	9989.47
875-794CF <sup>*</sup>	18X14	1	0	097	12719.47
875-796CF <sup>*</sup>	18X16	1	0	097	14164.24

<sup>1</sup> Sized with Bushing

\* An asterisk (\*) appearing after a fabricated fitting part number indicates the item is fiberglass reinforced.

## Double Wye Soc



100 psi Maximum internal Pressure Rating @ 73°F (23°C)

876-020CF <sup>*</sup>	2	1	4	097	448.88
876-030CF <sup>*</sup>	3	1	4	097	572.56
876-040CF <sup>*</sup>	4	1	2	097	981.71
876-060CF <sup>*</sup>	6	1	1	097	1711.61
876-080CF <sup>*</sup>	8	1	0	097	3069.69
876-100CF <sup>*</sup>	10	1	0	097	3331.29
876-120CF <sup>*</sup>	12	1	0	097	4991.11

\* An asterisk (\*) appearing after a fabricated fitting part number indicates the item is fiberglass reinforced.

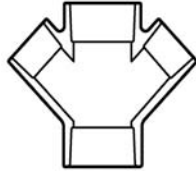
For larger sizes please contact your Regional Spears® Distribution Center.



# CPVC Schedule 80 Fittings, Unions, Flanges, Tank Adapters & Expansion Joints

Part Number	Size	Std Pk	Mstr Ctn	Disc Code	Price Each
-------------	------	--------	----------	-----------	------------

## Reducing Double Wye Soc



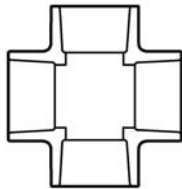
Size 3" is 150 psi, all Fabricated Sizes- 100 psi Maximum Internal Pressure Rating @ 73°F (23°C)

876-338C	3X2	5	0	090	664.94
876-420CF*	4X2	1	2	097	836.50
876-421CF*	4X2-1/2	1	2	097	885.23
876-422CF*	4X3	1	2	097	953.07
876-528CF*	6X2	1	3	097	1422.64
876-529CF*	6X2-1/2	1	2	097	1440.36
876-530CF*	6X3	1	2	097	1463.80
876-532CF*	6X4	1	1	097	1625.59
876-578CF*	8X2	1	2	097	2431.23
876-579CF*	8X2-1/2	1	2	097	2467.16
876-580CF*	8X3	1	2	097	2486.69
876-582CF*	8X4	1	1	097	2677.09
876-585CF*	8X6	1	1	097	2822.24
876-621CF*	10X2	1	1	097	2931.22
876-622CF*	10X2-1/2	1	0	097	2992.34
876-623CF*	10X3	1	1	097	3045.46
876-624CF*	10X4	1	0	097	3115.88
876-626CF*	10X6	1	0	097	3336.21
876-628CF*	10X8	1	0	097	3504.10
876-661CF*	12X2	1	1	097	3155.82
876-662CF*	12X2-1/2	1	1	097	3307.13
876-663CF*	12X3	1	1	097	3365.48
876-666CF*	12X6	1	1	097	3818.57
876-668CF*	12X8	1	0	097	4332.35
876-664CF*	12X4	1	1	097	3488.72
876-670CF*	12X10	1	0	097	4717.27

\* An asterisk (\*) appearing after a fabricated fitting part number indicates the item is fiberglass reinforced.

For larger sizes please contact your Regional Spears® Distribution Center.

## Cross Soc



820-002C	1/4	25	150	090	57.34
820-005C	1/2	50	0	090	57.34
820-007C	3/4	50	0	090	60.35
820-010C	1	50	0	090	66.89
820-012C	1-1/4	25	0	090	71.57
820-015C	1-1/2	25	0	090	77.79
820-020C	2	10	0	090	100.90
820-025C	2-1/2	10	0	090	134.52

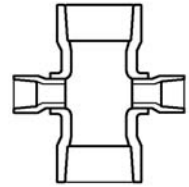
Part Number	Size	Std Pk	Mstr Ctn	Disc Code	Price Each
-------------	------	--------	----------	-----------	------------

## Cross (continued)

### Soc

820-030C	3	5	0	090	171.31
820-040C	4	3	0	090	306.02
820-060CF	6	1	1	097	804.20
820-080CF	8	1	1	097	1529.69
820-100CF	10	1	1	097	2275.51
820-120CF	12	1	0	097	3233.15
820-140CF	14	1	0	097	8736.96
820-160CF	16	1	0	097	10413.95
820-180CF	18	1	0	097	14001.11

## Reducing Cross Soc



820-101C <sup>1</sup>	3/4X1/2	50	0	090	74.82
820-130C <sup>1</sup>	1X1/2	25	0	090	88.76
820-131C <sup>1</sup>	1X3/4	50	0	090	88.76
820-166C <sup>1</sup>	1-1/4X1/2	25	0	090	79.40
820-167C	1-1/4X3/4	25	0	090	64.41
820-168C <sup>1</sup>	1-1/4X1	25	0	090	127.47
820-209C <sup>1</sup>	1-1/2X1/2	20	0	090	140.86
820-210C <sup>1</sup>	1-1/2X3/4	50	0	090	140.86
820-211C <sup>1</sup>	1-1/2X1	25	0	090	140.86
820-212C <sup>1</sup>	1-1/2X1-1/4	25	0	090	140.86
820-247C <sup>1</sup>	2X1/2	10	0	090	182.37
820-248C <sup>1</sup>	2X3/4	10	0	090	182.37
820-249C <sup>1</sup>	2X1	10	0	090	182.37
820-250C <sup>1</sup>	2X1-1/4	10	0	090	182.37
820-251C <sup>1</sup>	2X1-1/2	10	0	090	182.37
820-289C	2-1/2X1	15	0	090	124.00
820-290C <sup>1</sup>	2-1/2X1-1/4	10	0	090	233.93
820-291C <sup>1</sup>	2-1/2X1-1/2	8	0	090	233.93
820-292C <sup>1</sup>	2-1/2X2	10	0	090	233.93
820-335C <sup>1</sup>	3X1	4	0	090	322.12
820-336C <sup>1</sup>	3X1-1/4	4	0	090	322.12
820-337C <sup>1</sup>	3X1-1/2	4	0	090	322.12
820-338C <sup>1</sup>	3X2	4	0	090	322.12
820-339C <sup>1</sup>	3X2-1/2	4	0	090	322.12
820-420C <sup>1</sup>	4X2	3	0	090	475.10
820-422C <sup>1</sup>	4X3	3	0	090	475.10
820-420CF	4X2	1	3	097	466.86
820-528CF	6X2	1	2	097	732.38
820-530CF	6X3	1	2	097	827.41
820-532CF	6X4	1	2	097	847.44
820-578CF	8X2	1	1	097	954.39
820-580CF	8X3	1	1	097	1001.69
820-582CF	8X4	1	1	097	938.05
820-585CF	8X6	1	0	097	1232.49
820-621CF	10X2	1	1	097	1144.39
820-623CF	10X3	1	1	097	1230.41

# CPVC Schedule 80 Fittings, Unions, Flanges, Tank Adapters & Expansion Joints



Part Number	Size	Std Pk	Mstr Ctn	Disc Code	Price Each
-------------	------	--------	----------	-----------	------------

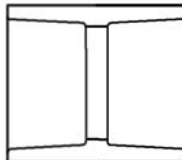
### Reducing Cross (continued)

#### Soc

820-624CF	10X4	1	1	097	1286.30
820-626CF	10X6	1	0	097	1536.66
820-628CF	10X8	1	1	097	1779.05
820-661CF	12X2	1	1	097	1397.31
820-663CF	12X3	1	1	097	1535.54
820-664CF	12X4	1	1	097	1621.26
820-666CF	12X6	1	1	097	1882.90
820-668CF	12X8	1	0	097	2196.37
820-670CF	12X10	0	0	097	2613.88
820-691CF	14X2	1	0	097	2690.85
820-693CF	14X3	1	0	097	2841.97
820-694CF	14X4	1	0	097	2968.20
820-696CF	14X6	1	0	097	4083.07
820-698CF	14X8	1	0	097	4642.71
820-700CF	14X10	1	0	097	5169.66
820-702CF	14X12	1	0	097	5893.52
820-751CF	16X2	1	0	097	3821.73
820-753CF	16X3	1	0	097	3982.35
820-754CF	16X4	1	0	097	4137.99
820-756CF	16X6	1	0	097	5494.33
820-758CF	16X8	1	0	097	6073.02
820-762CF	16X12	1	0	097	7118.62
820-764CF	16X14	1	0	097	9334.24
820-781CF	18X2	1	0	097	5118.98
820-783CF	18X3	1	0	097	5313.95
820-784CF	18X4	1	0	097	6176.93
820-786CF	18X6	1	0	097	7071.68
820-788CF	18X8	1	0	097	7721.70
820-790CF	18X10	1	0	097	8467.87
820-792CF	18X12	1	0	097	9194.59
820-794CF	18X14	1	0	097	11423.52
820-796CF	18X16	1	0	097	12808.17

<sup>1</sup> Sized with Bushing

### Coupling Soc



829-002C	1/4	25	450	090	15.59
829-003C	3/8	25	150	090	15.59
829-005C	1/2	25	150	090	6.06
829-007C	3/4	15	90	090	8.47
829-010C	1	15	90	090	11.41
829-012C	1-1/4	10	80	090	17.09
829-015C	1-1/2	10	40	090	21.51
829-020C	2	20	0	090	25.00
829-025C	2-1/2	5	0	090	55.64
829-030C	3	5	0	090	60.46
829-040C	4	5	0	090	79.23

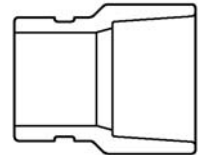
Part Number	Size	Std Pk	Mstr Ctn	Disc Code	Price Each
-------------	------	--------	----------	-----------	------------

### Coupling (continued)

#### Soc

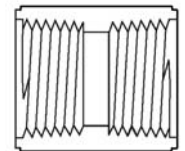
829-050C	5	6	0	090	177.28
829-060C	6	4	0	090	186.61
829-080C	8	4	0	090	504.33
829-100C	10	1	0	091	634.38
829-120C	12	1	0	091	743.02
829-140C	14	1	0	091	945.43
829-140CF	14	1	0	097	2085.69
829-160CF	16	1	0	097	3202.70
829-180CF	18	1	0	097	3961.48
829-200CF	20	1	0	097	5548.95
829-240CF	24	1	0	097	6934.51

### Grooved Coupling Adapter Groove x Soc



833-012C	1-1/4	10	60	090	27.27
833-015C	1-1/2	10	80	090	35.96
833-020C	2	5	40	090	46.74
833-025C	2-1/2	5	0	090	76.87
833-030C	3	5	0	090	94.78
833-040C	4	5	0	090	161.29
833-050CF	5	1	7	097	178.48
833-060C	6	5	0	090	230.73
833-080CF	8	1	4	097	291.00
833-100CF	10	1	1	097	456.70
833-120CF	12	1	0	097	644.11

### Coupling Fipt



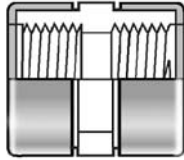
830-002C	1/4	25	450	090	19.59
830-003C	3/8	25	150	090	19.59
830-005C	1/2	25	150	090	16.12
830-007C	3/4	25	150	090	26.04
830-010C	1	15	90	090	29.56
830-012C	1-1/4	10	60	090	31.35
830-015C	1-1/2	10	80	090	33.69
830-020C	2	10	0	090	39.71
830-025C	2-1/2	5	0	090	71.26
830-030C	3	5	0	090	82.95
830-040C	4	5	0	090	169.09
830-060CF	6	1	8	097	230.45



# CPVC Schedule 80 Fittings, Unions, Flanges, Tank Adapters & Expansion Joints

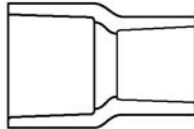
Part Number	Size	Std Pk	Mstr Ctn	Disc Code	Price Each
-------------	------	--------	----------	-----------	------------

### Special Reinforced Coupling SR Fipt - Stainless Steel Collar



830-005CSR	1/2	25	300	096	8.84
830-007CSR	3/4	25	300	096	14.29
830-010CSR	1	25	200	096	16.23
830-012CSR	1-1/4	10	120	096	17.24
830-015CSR	1-1/2	10	80	096	18.49
830-020CSR	2	10	0	096	21.85

### Reducer Coupling Soc



829-101C	3/4X1/2	50	400	090	15.86
829-130C	1X1/2	25	200	090	22.62
829-131C	1X3/4	25	200	090	22.62
829-166C	1-1/4X1/2	25	0	090	51.79
829-167C	1-1/4X3/4	25	0	090	51.79
829-168C	1-1/4X1	25	0	090	51.79
829-209C	1-1/2X1/2	25	0	090	51.38
829-210C	1-1/2X3/4	25	0	090	51.38
829-211C	1-1/2X1	25	0	090	51.38
829-212C	1-1/2X1-1/4	25	0	090	51.38
829-247C	2X1/2	25	0	090	67.94
829-248C	2X3/4	10	80	090	67.94
829-249C	2X1	10	40	090	67.94
829-250C	2X1-1/4	10	0	090	67.94
829-251C	2X1-1/2	10	40	090	67.94
829-291C	2-1/2X1-1/2	10	0	090	77.36
829-292C	2-1/2X2	10	0	090	77.36
829-335C <sup>1</sup>	3X1	8	0	090	191.34
829-336C <sup>1</sup>	3X1-1/4	6	0	090	197.19
829-337C <sup>1</sup>	3X1-1/2	8	0	090	197.19
829-338C	3X2	8	0	090	156.31
829-339C <sup>1</sup>	3X2-1/2	5	0	090	156.97
829-339CF	3X2-1/2	1	9	097	149.13
829-416C <sup>1</sup>	4X3/4	4	0	090	225.41
829-417C <sup>1</sup>	4X1	4	0	090	225.41
829-419C <sup>1</sup>	4X1-1/2	4	0	090	225.41
829-420C	4X2	6	0	090	186.47
829-421C	4X2-1/2	4	0	090	186.47
829-422C	4X3	4	0	090	186.47
829-488CF	5X3	1	6	097	183.99
829-490CF	5X4	1	6	097	116.05
829-528C <sup>1</sup>	6X2	6	0	090	493.30
829-529C <sup>1</sup>	6X2-1/2	4	1	090	581.36
829-530C <sup>1</sup>	6X3	12	0	090	503.39

Part Number	Size	Std Pk	Mstr Ctn	Disc Code	Price Each
-------------	------	--------	----------	-----------	------------

### Reducer Coupling (continued)

#### Soc

829-532C	6X4	4	0	090	423.57
829-580CF	8X3	1	6	097	448.60
829-582C <sup>1</sup>	8X4	2	0	090	768.61
829-582CF	8X4	1	4	097	397.70
829-585C	8X6	2	0	090	733.90
829-621CF	10X2	1	0	097	831.03
829-623CF	10X3	1	2	097	696.96
829-624CF	10X4	1	2	097	669.90
829-625CF	10X5	1	2	097	722.05
829-626C	10X6	1	0	091	1141.32
829-626CF	10X6	1	2	097	515.81
829-628C	10X8	1	0	091	1141.32
829-628CF	10X8	1	4	097	279.38
829-664CF	12X4	1	2	097	1491.05
829-665CF	12X5	1	0	097	1490.02
829-666CF	12X6	1	0	097	1386.74
829-668C	12X8	1	0	091	1243.52
829-668CF	12X8	1	0	097	1061.20
829-670CF	12X10	1	2	097	565.90
829-694CF	14X4	1	0	097	2164.70
829-696CF	14X6	1	0	097	2044.37
829-698CF	14X8	1	0	097	1702.02
829-700CF	14X10	1	0	097	1456.76
829-702CF	14X12	1	0	097	1274.36
829-754CF	16X4	1	0	097	2666.76
829-756CF	16X6	1	0	097	2744.56
829-758CF	16X8	1	0	097	3137.04
829-760CF	16X10	1	0	097	3004.83
829-762CF	16X12	1	0	097	2847.83
829-764CF	16X14	1	0	097	2530.18
829-783CF	18X3	1	0	097	5495.29
829-784CF	18X4	1	0	097	5452.12
829-786CF	18X6	1	0	097	5411.43
829-788CF	18X8	1	0	097	5293.72
829-790CF	18X10	1	0	097	5261.90
829-792CF	18X12	1	0	097	5171.87
829-794CF	18X14	1	0	097	5090.67
829-796CF	18X16	1	0	097	3716.10
829-818CF	20X8	1	0	097	5251.22
829-826CF	20X16	1	0	097	6002.95
829-828CF	20X18	1	0	097	5562.71
829-906CF	24X6	1	0	097	8787.79
829-918CF	24X18	1	0	097	12333.74
829-920CF	24X20	1	0	097	11100.26

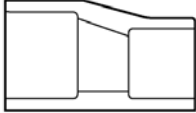
<sup>1</sup> Sized with Bushing

# CPVC Schedule 80 Fittings, Unions, Flanges, Tank Adapters & Expansion Joints



Part Number	Size	Std Pk	Mstr Ctn	Disc Code	Price Each
-------------	------	--------	----------	-----------	------------

### Eccentric Reducer Coupling Soc



829-131CFE	1X3/4	1	15	097	36.71
829-168CFE	1-1/4X1	1	12	097	39.88
829-212CFE	1-1/2X1-1/4	1	20	097	41.78
829-249CFE	2X1	1	25	097	57.14
829-250CFE	2X1-1/4	1	25	097	52.01
829-251CFE	2X1-1/2	1	10	097	50.79
829-290CFE <sup>2</sup>	2-1/2X1-1/4	1	10	097	86.71
829-291CFE <sup>2</sup>	2-1/2X1-1/2	1	20	097	86.53
829-292CFE	2-1/2X2	1	10	097	61.45
829-335CFE <sup>2</sup>	3X1	1	10	097	135.11
829-336CFE <sup>2</sup>	3X1-1/4	1	10	097	129.02
829-337CFE <sup>2</sup>	3X1-1/2	1	10	097	126.90
829-338CFE	3X2	1	20	097	82.27
829-339CFE	3X2-1/2	1	10	097	80.84
829-417CFE <sup>3</sup>	4X1	1	18	097	208.47
829-418CFE <sup>3</sup>	4X1-1/4	1	6	097	212.29
829-419CFE <sup>3</sup>	4X1-1/2	1	6	097	200.91
829-420CFE <sup>2</sup>	4X2	1	10	097	183.86
829-421CFE <sup>2</sup>	4X2-1/2	1	6	097	169.72
829-422CFE	4X3	1	10	097	119.01
829-490CFE	5X4	1	8	097	141.03
829-528CFE <sup>3</sup>	6X2	1	6	097	371.57
829-529CFE <sup>3</sup>	6X2-1/2	1	4	097	346.13
829-530CFE <sup>2</sup>	6X3	1	6	097	296.76
829-532CFE	6X4	1	10	097	252.62
829-578CFE <sup>4</sup>	8X2	1	0	097	738.34
829-580CFE <sup>3</sup>	8X3	1	2	097	666.30
829-582CFE <sup>2</sup>	8X4	1	2	097	633.95
829-583CFE <sup>2</sup>	8X5	1	2	097	564.99
829-585CFE	8X6	1	4	097	549.78
829-624CFE <sup>3</sup>	10X4	1	0	097	1315.94
829-625CFE <sup>3</sup>	10X5	1	0	097	1165.23
829-626CFE <sup>2</sup>	10X6	1	2	097	1128.24
829-628CFE	10X8	1	2	097	810.57
829-664CFE <sup>4</sup>	12X4	1	0	097	2370.37
829-666CFE <sup>3</sup>	12X6	1	0	097	1548.91
829-668CFE <sup>2</sup>	12X8	1	0	097	1477.24
829-670CFE	12X10	1	1	097	1321.99
829-696CFE <sup>3</sup>	14X6	1	0	097	2564.21
829-698CFE <sup>2</sup>	14X8	1	0	097	2514.14
829-700CFE	14X10	1	0	097	1792.15
829-702CFE	14X12	1	0	097	1636.18
829-756CFE <sup>5</sup>	16X6	1	0	097	4683.61
829-758CFE <sup>4</sup>	16X8	1	0	097	4528.44
829-760CFE <sup>3</sup>	16X10	1	0	097	4445.33
829-762CFE <sup>2</sup>	16X12	1	0	097	4270.57
829-764CFE	16X14	1	0	097	3929.01

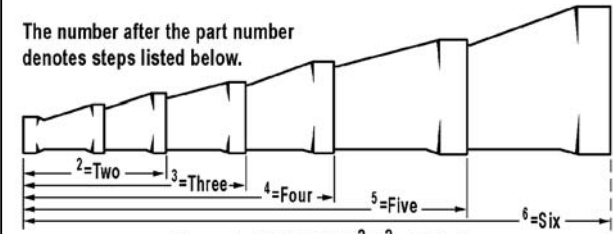
Part Number	Size	Std Pk	Mstr Ctn	Disc Code	Price Each
-------------	------	--------	----------	-----------	------------

### Eccentric Reducer Coupling (continued) Soc

829-786CFE <sup>6</sup>	18X6	1	0	097	9031.24
829-788CFE <sup>5</sup>	18X8	1	0	097	8905.90
829-790CFE <sup>4</sup>	18X10	1	0	097	8560.94
829-792CFE <sup>3</sup>	18X12	1	0	097	7915.81
829-794CFE <sup>2</sup>	18X14	1	0	097	7352.52
829-796CFE	18X16	1	0	097	5636.04

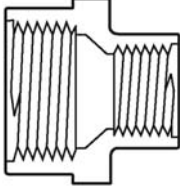
### Eccentric Reducer Coupling Footnotes Multi-Step Configurations

The number after the part number denotes steps listed below.



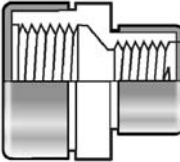
Example: 829-582CFE<sup>2</sup> (2= 2 Step)

### Reducer Coupling Fipt



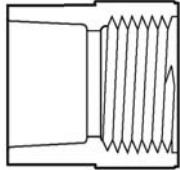
830-101C	3/4X1/2	50	200	090	26.41
----------	---------	----	-----	-----	-------

### Special Reinforced Reducer Coupling SR Fipt - Stainless Steel Collar



830-101CSR	3/4X1/2	50	200	096	15.85
830-130CSR	1X1/2	50	0	096	19.13
830-131CSR	1X3/4	25	200	096	19.13
830-168CSR	1-1/4X1	25	0	096	26.02
830-210CSR	1-1/2X3/4	25	0	096	37.21
830-211CSR	1-1/2X1	10	80	096	37.21
830-212CSR	1-1/2X1-1/4	10	80	096	37.21
830-249CSR	2X1	25	0	096	91.60
830-251CSR	2X1-1/2	15	0	096	91.60

### Female Adapter Soc x Fipt



835-002C	1/4	25	450	090	19.78
----------	-----	----	-----	-----	-------



# CPVC Schedule 80 Fittings, Unions, Flanges, Tank Adapters & Expansion Joints

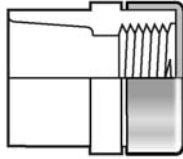
Part Number	Size	Std Pk	Mstr Ctn	Disc Code	Price Each
-------------	------	--------	----------	-----------	------------

### Female Adapter (continued)

#### Soc x Fipt

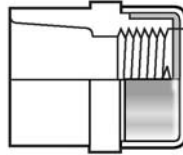
835-003C	3/8	25	150	090	19.78
835-005C	1/2	25	150	090	9.80
835-007C	3/4	15	90	090	9.71
835-010C	1	15	90	090	23.91
835-012C	1-1/4	10	60	090	24.48
835-015C	1-1/2	10	80	090	28.52
835-020C	2	10	0	090	49.15
835-025C	2-1/2	5	0	090	94.28
835-030C	3	5	0	090	193.44
835-040C	4	5	0	090	321.97
835-060C	6	6	0	090	457.12
835-060CF	6	1	8	097	289.56
835-080C	8	3	0	090	722.27
835-080CF	8	1	0	097	364.23
835-100CF	10	1	2	097	529.27
835-120CF	12	1	1	097	685.85

### Special Reinforced Female Adapter Soc x SR Fipt - Stainless Steel Collar



835-002CSR	1/4	25	450	096	12.41
835-003CSR	3/8	25	300	096	12.41
835-005CSR	1/2	25	300	096	5.33
835-007CSR	3/4	25	150	096	5.76
835-010CSR	1	25	200	096	13.13
835-012CSR	1-1/4	10	60	096	13.47
835-015CSR	1-1/2	10	80	096	15.64
835-020CSR	2	10	0	096	22.22
835-025CSR	2-1/2	5	0	096	51.67
835-030CSR	3	15	0	096	106.16
835-040CSR	4	5	0	096	176.69
835-060CSR	6	6	0	096	276.02

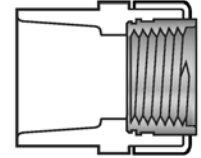
### Encapsulated Special Reinforced Female Adapter Soc x ESR Fipt



835-002CESR	1/4	25	450	096	15.74
835-003CESR	3/8	25	300	096	15.74
835-005CESR	1/2	25	300	096	8.17
835-007CESR	3/4	25	300	096	8.63
835-010CESR	1	25	200	096	19.01
835-012CESR	1-1/4	10	80	096	19.46
835-015CESR	1-1/2	10	0	096	25.19
835-020CESR	2	10	0	096	39.16

Part Number	Size	Std Pk	Mstr Ctn	Disc Code	Price Each
-------------	------	--------	----------	-----------	------------

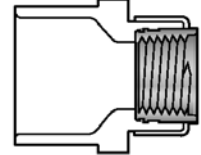
### Transition Female Adapter Soc x Fipt With Brass Thread Insert



835-005CBR	1/2	25	150	096	30.06
835-007CBR	3/4	15	90	096	62.21
835-010CBR	1	15	90	096	109.17
835-012CBR	1-1/4	15	60	096	178.10
835-015CBR	1-1/2	10	80	096	234.82
835-020CBR	2	8	32	096	293.28

Not intended to convey or dispense water for human consumption through drinking or cooking

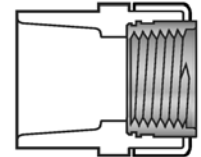
### Transition Reducing Female Adapter Soc x Fipt With Brass Thread Insert



835-101CBR	3/4X1/2	50	0	096	43.52
------------	---------	----	---	-----	-------

Not intended to convey or dispense water for human consumption through drinking or cooking

### Transition Female Adapter Soc x Fipt With Type 316 Stainless Steel Thread Insert



835-005CSS	1/2	25	150	096	59.02
835-007CSS	3/4	15	90	096	82.40
835-010CSS	1	15	90	096	144.22
835-012CSS	1-1/4	15	0	096	234.38
835-015CSS	1-1/2	10	60	096	305.78
835-020CSS	2	8	32	096	357.85

### Transition Male Adapter with Brass Thread Brass Mipt x Soc



836-005CBR	1/2	40	160	096	66.63
836-007CBR	3/4	40	160	096	93.81
836-010CBR	1	10	60	096	163.39
836-012CBR	1-1/4	10	60	096	265.77
836-015CBR	1-1/2	10	40	096	345.52
836-020CBR	2	8	32	096	404.89

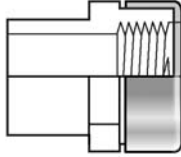


# CPVC Schedule 80 Fittings, Unions, Flanges, Tank Adapters & Expansion Joints



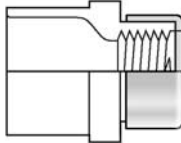
Part Number	Size	Std Pk	Mstr Ctn	Disc Code	Price Each
-------------	------	--------	----------	-----------	------------

**Special Reinforced Spigot Female Adapter**  
Spig x SR Fipt - Stainless Steel Collar



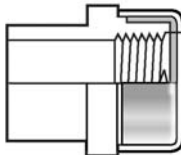
878-005CSR	1/2	50	600	096	5.68
878-007CSR	3/4	25	300	096	5.99
878-010CSR	1	50	0	096	13.48
878-012CSR	1-1/4	25	0	096	13.95
878-015CSR	1-1/2	25	0	096	16.19
878-020CSR	2	15	0	096	29.49
878-030CSR	3	5	0	096	107.49
878-040CSR	4	5	0	096	180.45

**Special Reinforced Reducing Female Adapter**  
Soc x SR Fipt - Stainless Steel Collar



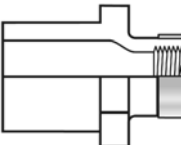
835-074CSR	1/2X3/4	50	400	096	5.76
835-101CSR	3/4X1/2	50	400	096	5.76
835-102CSR	3/4X1	50	0	096	13.13
835-130CSR	1X1/2	50	0	096	13.13
835-131CSR	1X3/4	25	200	096	13.13

**Encapsulated Special Reinforced Female Adapter**  
Spig x ESR Fipt



878-005CESR	1/2	50	600	096	8.41
878-007CESR	3/4	25	300	096	8.95
878-010CESR	1	50	0	096	19.19
878-012CESR	1-1/4	25	0	096	19.71
878-015CESR	1-1/2	25	0	096	25.70
878-020CESR	2	15	0	096	39.72

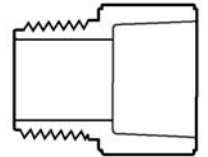
**Special Reinforced Reducing Spigot Female Adapter**  
Spig x SR Fipt - Stainless Steel Collar



878-072CSR	1/2X1/4	25	450	096	16.28
878-098CSR	3/4X1/4	50	400	096	18.95
878-128CSR	1X1/4	50	400	096	21.21

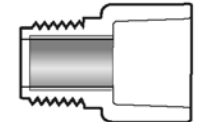
Part Number	Size	Std Pk	Mstr Ctn	Disc Code	Price Each
-------------	------	--------	----------	-----------	------------

**Male Adapter**  
Mipt x Soc



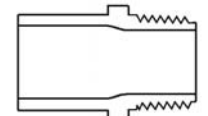
836-005C	1/2	25	150	090	7.83
836-007C	3/4	25	150	090	9.55
836-010C	1	20	240	090	16.09
836-012C	1-1/4	10	60	090	23.72
836-015C	1-1/2	10	120	090	32.05
836-020C	2	10	80	090	43.48
836-025C	2-1/2	5	0	090	118.56
836-030C	3	5	0	090	159.32
836-040C	4	5	0	090	269.34
836-060C	6	5	0	090	386.02
836-060CF	6	1	8	097	273.59
836-080CF	8	1	2	097	349.30
836-100CF	10	1	2	097	647.21
836-120CF	12	1	1	097	753.18

**Reinforced Male Adapter**  
R Mipt x Soc - Stainless Steel Sleeve



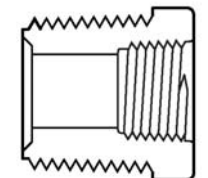
836-005CR	1/2	25	150	096	8.19
836-007CR	3/4	25	300	096	9.38
836-010CR	1	10	120	096	11.12

**Male Adapter**  
Spig x Mipt



861-005C	1/2	50	300	090	9.54
861-007C	3/4	25	150	090	11.85
861-010C	1	50	0	090	20.10
861-131C	1X3/4	50	200	090	23.48
861-012C	1-1/4	25	200	090	22.80
861-015C	1-1/2	25	0	090	25.17
861-020C	2	25	0	090	29.45

**Reducer (T.T.) Bushing Flush Style**  
Mipt x Fipt



839-041C	1/4X1/8	25	500	090	18.29
839-052C	3/8X1/4	50	450	090	18.29
839-072C	1/2X1/4	50	300	090	18.29



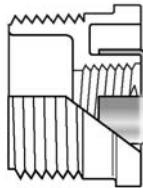
# CPVC Schedule 80 Fittings, Unions, Flanges, Tank Adapters & Expansion Joints

Part Number	Size	Std Pk	Mstr Ctn	Disc Code	Price Each
-------------	------	--------	----------	-----------	------------

### Reducer (T.T.) Bushing Flush Style (continued) Mipt x Fipt

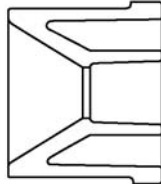
839-073C	1/2X3/8	50	600	090	18.29
839-098C	3/4X1/4	50	300	090	20.16
839-099C	3/4X3/8	50	300	090	20.16
839-101C	3/4X1/2	50	300	090	8.67
839-128C	1X1/4	25	150	090	21.77
839-129C	1X3/8	50	600	090	21.77
839-130C	1X1/2	50	300	090	14.61
839-131C	1X3/4	50	700	090	14.61
839-166C	1-1/4X1/2	25	300	090	29.02
839-167C	1-1/4X3/4	25	300	090	29.02
839-168C	1-1/4X1	25	300	090	28.79
839-209C	1-1/2X1/2	25	200	090	34.95
839-210C	1-1/2X3/4	25	200	090	34.95
839-211C	1-1/2X1	25	200	090	34.95
839-212C	1-1/2X1-1/4	25	200	090	34.68
839-247C	2X1/2	10	60	090	38.66
839-248C	2X3/4	10	60	090	38.66
839-249C	2X1	10	60	090	38.66
839-250C	2X1-1/4	10	120	090	38.66
839-251C	2X1-1/2	10	60	090	34.68
839-292C	2-1/2X2	10	40	090	92.93
839-337C	3X1-1/2	10	0	090	125.02
839-338C	3X2	10	0	090	125.02
839-339C	3X2-1/2	10	0	090	125.02
839-420C	4X2	6	0	090	214.82
839-422C	4X3	6	0	090	214.82
839-530C	6X3	1	5	090	775.51
839-532C	6X4	5	0	090	775.51

### Special Reinforced Reducing Bushing Flush Style Mipt x SR Fipt - Stainless Steel Collar



839-209CSR	1-1/2X1/2	25	200	096	21.00
839-210CSR	1-1/2X3/4	25	100	096	21.00
839-247CSR	2X1/2	10	120	096	23.21
839-248CSR	2X3/4	10	120	096	23.21
839-249CSR	2X1	10	120	096	23.21
839-420CSR	4X2	6	0	096	128.88

### Reducer Bushing Flush Style Spig x Soc



837-052C	3/8X1/4	50	450	090	12.67
837-072C	1/2X1/4	50	600	090	12.67

Part Number	Size	Std Pk	Mstr Ctn	Disc Code	Price Each
-------------	------	--------	----------	-----------	------------

### Reducer Bushing Flush Style (continued) Spig x Soc

837-073C	1/2X3/8	50	300	090	12.67
837-101C	3/4X1/2	50	300	090	6.46
837-129C <sup>1</sup>	1X3/8	50	0	090	22.02
837-130C	1X1/2	50	400	090	10.04
837-131C	1X3/4	50	300	090	10.04
837-166C	1-1/4X1/2	25	300	090	26.66
837-167C	1-1/4X3/4	25	150	090	26.66
837-168C	1-1/4X1	25	150	090	26.66
837-209C	1-1/2X1/2	25	200	090	30.14
837-210C	1-1/2X3/4	25	200	090	30.14
837-211C	1-1/2X1	25	200	090	30.14
837-212C	1-1/2X1-1/4	25	200	090	30.14
837-247C	2X1/2	10	120	090	38.90
837-248C	2X3/4	10	60	090	38.90
837-249C	2X1	10	60	090	38.90
837-250C	2X1-1/4	10	60	090	38.90
837-251C	2X1-1/2	10	60	090	38.90
837-289C <sup>1</sup>	2-1/2X1	5	40	090	66.90
837-290C	2-1/2X1-1/4	10	0	090	47.38
837-291C	2-1/2X1-1/2	10	40	090	47.38
837-292C	2-1/2X2	15	0	090	47.38
837-334C <sup>1</sup>	3X3/4	10	0	090	82.52
837-335C	3X1	10	0	090	72.18
837-336C	3X1-1/4	10	0	090	72.18
837-337C	3X1-1/2	10	0	090	72.18
837-338C	3X2	10	0	090	72.18
837-339C	3X2-1/2	15	0	090	72.18
837-420C	4X2	6	0	090	79.81
837-421C <sup>1</sup>	4X2-1/2	6	0	090	79.81
837-422C	4X3	6	0	090	79.81
837-490C	5X4	4	0	090	150.86
837-528C	6X2	5	0	090	171.22
837-529C <sup>1</sup>	6X2-1/2	5	0	090	248.37
837-530C	6X3	5	0	090	171.22
837-532C	6X4	5	0	090	170.02
837-578C <sup>1</sup>	8X2	1	4	090	738.18
837-580C <sup>1</sup>	8X3	4	0	090	738.18
837-582C	8X4	4	0	090	738.18
837-585C	8X6	4	0	090	559.74
837-621C <sup>1</sup>	10X2	2	0	091	1229.73
837-623C <sup>1</sup>	10X3	1	2	091	1229.73
837-624C <sup>1</sup>	10X4	4	0	091	1229.73
837-626C	10X6	4	0	091	990.68
837-628C	10X8	4	0	091	990.68
837-628CF	10X8	1	6	097	857.33
837-663CF	12X3	1	2	097	1388.72
837-664C	12X4	1	2	091	2019.16
837-666CF	12X6	1	2	097	1187.67
837-668C	12X8	2	0	091	1249.00
837-670CF	12X10	1	3	097	894.32

# CPVC Schedule 80 Fittings, Unions, Flanges, Tank Adapters & Expansion Joints



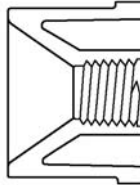
Part Number	Size	Std Pk	Mstr Ctn	Disc Code	Price Each
-------------	------	--------	----------	-----------	------------

### Reducer Bushing Flush Style (continued)

#### Spig x Soc

837-696CF	14X6	1	3	097	3135.05
837-698CF	14X8	1	3	097	2185.65
837-700CF	14X10	1	3	097	1774.65
837-702CF	14X12	1	3	097	1286.02
837-756CF	16X6	1	2	097	4942.52
837-758CF	16X8	1	0	097	4619.87
837-760CF	16X10	1	0	097	3693.64
837-762CF	16X12	1	2	097	1879.09
837-764CF	16X14	1	2	097	1789.38
837-788CF	18X8	1	0	097	5474.41
837-796CF	18X16	1	0	097	1997.67

<sup>1</sup> Sized with Bushing



### Reducer Bushing Flush Style Spig x Fipt

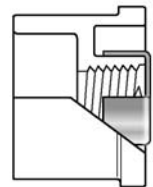
838-052C	3/8X1/4	50	450	090	13.62
838-071C	1/2X1/8	50	600	090	13.62
838-072C	1/2X1/4	50	600	090	13.62
838-073C	1/2X3/8	50	300	090	13.62
838-098C	3/4X1/4	50	600	090	15.19
838-099C	3/4X3/8	50	600	090	15.19
838-101C	3/4X1/2	50	600	090	7.05
838-129C	1X3/8	50	400	090	20.17
838-130C	1X1/2	50	400	090	8.94
838-131C	1X3/4	50	400	090	8.94
838-166C	1-1/4X1/2	25	300	090	28.87
838-167C	1-1/4X3/4	25	300	090	28.87
838-168C	1-1/4X1	25	300	090	28.87
838-207C	1-1/2X1/4	25	200	090	35.56
838-209C	1-1/2X1/2	25	200	090	35.56
838-210C	1-1/2X3/4	25	200	090	35.56
838-211C	1-1/2X1	25	200	090	35.56
838-212C	1-1/2X1-1/4	25	200	090	35.56
838-247C	2X1/2	10	120	090	48.89
838-248C	2X3/4	10	60	090	48.89
838-249C	2X1	10	120	090	48.89
838-250C	2X1-1/4	10	120	090	48.89
838-251C	2X1-1/2	10	120	090	48.89
838-287C	2-1/2X1/2	10	0	090	78.21
838-288C	2-1/2X3/4	10	40	090	78.21
838-289C	2-1/2X1	10	40	090	78.21
838-290C	2-1/2X1-1/4	10	0	090	78.21
838-291C	2-1/2X1-1/2	10	40	090	77.68
838-292C	2-1/2X2	10	0	090	77.68
838-334C	3X3/4	10	0	090	206.95
838-335C	3X1	10	0	090	206.95

Part Number	Size	Std Pk	Mstr Ctn	Disc Code	Price Each
-------------	------	--------	----------	-----------	------------

### Reducer Bushing Flush Style (continued)

#### Spig x Fipt

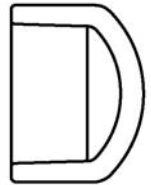
838-336C	3X1-1/4	10	0	090	181.04
838-337C	3X1-1/2	10	0	090	181.04
838-338C	3X2	10	0	090	173.16
838-339C	3X2-1/2	10	0	090	174.56
838-420C	4X2	6	0	090	352.84
838-421C	4X2-1/2	6	0	090	352.84
838-422C	4X3	6	0	090	352.84
838-530C	6X3	5	0	090	711.37
838-532C	6X4	5	0	090	711.37



### Special Reinforced Reducer Bushing Spig x SR Fipt - Stainless Steel Collar

838-128CSR	1X1/4	25	150	096	12.10
838-207CSR	1-1/2X1/4	25	200	096	20.47
838-209CSR	1-1/2X1/2	10	120	096	21.34
838-210CSR	1-1/2X3/4	10	120	096	21.34
838-247CSR	2X1/2	10	80	096	29.32
838-248CSR	2X3/4	10	80	096	29.32
838-249CSR	2X1	10	80	096	29.32
838-334CSR	3X3/4	10	0	096	124.15
838-335CSR	3X1	10	0	096	124.15
838-336CSR	3X1-1/4	10	0	096	124.15
838-337CSR	3X1-1/2	10	0	096	124.15
838-528CSR	6X2	5	0	096	426.81
838-530CSR	6x3	5	0	096	426.81

### Cap Soc



847-002C	1/4	25	450	090	10.43
847-003C	3/8	25	450	090	10.43
847-005C	1/2	25	150	090	9.44
847-007C	3/4	25	300	090	13.45
847-010C	1	15	90	090	23.80
847-012C	1-1/4	10	60	090	26.04
847-015C	1-1/2	10	60	090	26.04
847-020C	2	10	80	090	27.46
847-025C	2-1/2	5	40	090	92.45
847-030C	3	5	0	090	101.34
847-040C	4	5	0	090	103.01
847-060C	6	4	0	090	340.86
847-080C	8	3	0	090	1034.39
847-100CF	10	1	5	097	864.18



# CPVC Schedule 80 Fittings, Unions, Flanges, Tank Adapters & Expansion Joints

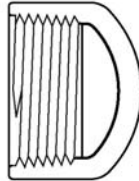
Part Number	Size	Std Pk	Mstr Ctn	Disc Code	Price Each
-------------	------	--------	----------	-----------	------------

**Cap (continued)**

**Soc**

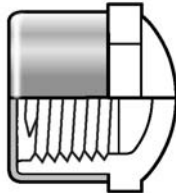
847-120CF	12	1	4	097	947.13
847-140CF	14	1	2	097	2905.17
847-160CF	16	1	2	097	4272.77

**Cap Fipt**



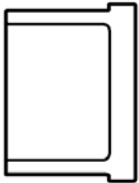
848-002C	1/4	25	450	090	12.21
848-003C	3/8	25	450	090	12.21
848-005C	1/2	25	150	090	10.49
848-007C	3/4	25	300	090	17.36
848-010C	1	15	90	090	24.30
848-012C	1-1/4	10	120	090	43.34
848-015C	1-1/2	10	120	090	44.40
848-020C	2	10	80	090	63.96
848-025C	2-1/2	5	40	090	148.00
848-030C	3	5	0	090	194.16
848-040C	4	5	0	090	282.05

**Special Reinforced Cap SR Fipt - Stainless Steel Collar**



848-002CSR	1/4	25	500	096	6.71
848-003CSR	3/8	25	450	096	6.71
848-007CSR	3/4	25	300	096	10.45
848-030CSR	3	5	0	096	116.66

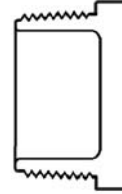
**Plug Spig**



849-005C	1/2	50	300	090	12.02
849-007C	3/4	50	300	090	14.83
849-010C	1	50	200	090	16.73
849-012C	1-1/4	25	100	090	21.34
849-015C	1-1/2	10	120	090	23.41
849-020C	2	10	120	090	31.36
849-025CF	2-1/2	1	4	097	37.20
849-030CF	3	1	4	097	85.54
849-040CF	4	1	4	097	105.55
849-060CF	6	1	6	097	131.05
849-080CF	8	1	6	097	352.00
849-100CF	10	1	2	097	700.36
849-120CF	12	1	0	097	1357.40

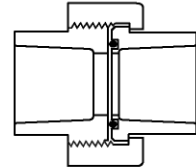
Part Number	Size	Std Pk	Mstr Ctn	Disc Code	Price Each
-------------	------	--------	----------	-----------	------------

**Plug Mipt**



850-002C	1/4	50	900	090	9.82
850-003C	3/8	50	450	090	9.82
850-005C	1/2	25	300	090	8.53
850-007C	3/4	25	300	090	10.80
850-010C	1	15	180	090	17.77
850-012C	1-1/4	10	120	090	26.85
850-015C	1-1/2	10	120	090	22.27
850-020C	2	10	120	090	30.31
850-025C	2-1/2	5	30	090	51.46
850-030C	3	5	40	090	55.11
850-040C	4	5	0	090	97.78
850-060C	6	6	0	090	137.31
850-060CF	6	1	2	097	354.57

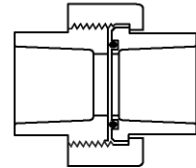
**Union 2000 Soc with Viton® O-ring Seal**



235 psi Maximum Internal Pressure Rating @ 73°F (23°C)

857-002C	1/4	25	150	090	39.09
857-003C	3/8	25	100	090	39.09
8057-005C	1/2	20	120	090	26.01
8057-007C	3/4	20	80	090	27.17
8057-010C	1	15	90	090	32.61
8057-012C	1-1/4	10	0	090	65.99
8057-015C	1-1/2	10	0	090	67.19
8057-020C	2	5	0	090	111.38
8057-025C	2-1/2	5	0	090	182.67
8057-030C	3	5	0	090	231.17
8057-040C	4	4	0	090	295.35
8057-060C	6	1	0	090	656.33

**Union 2000 Soc with EPDM O-ring Seal**



235 psi Maximum Internal Pressure Rating @ 73°F (23°C)

897-002C	1/4	25	150	090	38.62
897-003C	3/8	25	150	090	38.62
8097-005C	1/2	20	120	090	25.93
8097-007C	3/4	20	80	090	26.85
8097-010C	1	15	90	090	32.17
8097-012C	1-1/4	10	0	090	65.14
8097-015C	1-1/2	10	0	090	66.38

# CPVC Schedule 80 Fittings, Unions, Flanges, Tank Adapters & Expansion Joints

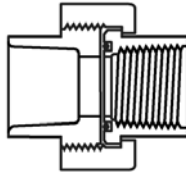


Part Number	Size	Std Pk	Mstr Ctn	Disc Code	Price Each
-------------	------	--------	----------	-----------	------------

**Union 2000 (continued)**  
**Soc with EPDM O-ring Seal**

8097-020C	2	5	0	090	110.01
8097-025C	2-1/2	5	0	090	182.19
8097-030C	3	5	0	090	228.32
8097-040C	4	4	0	090	291.99
8097-060C	6	1	0	090	648.87

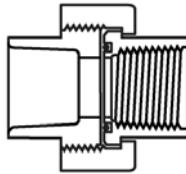
**Union 2000**  
**Soc x Fipt with Viton® O-ring Seal**



235 psi Maximum Internal Pressure Rating @ 73°F (23°C)

8059-005C	1/2	20	120	090	29.61
8059-007C	3/4	20	80	090	51.67
8059-010C	1	15	90	090	71.32
8059-012C	1-1/4	10	0	090	135.84
8059-015C	1-1/2	10	0	090	135.84
8059-020C	2	5	0	090	153.57
8059-025C	2-1/2	5	0	090	249.32
8059-030C	3	5	0	090	294.89
8059-040C	4	4	0	090	341.00
8059-060C	6	1	0	090	757.79

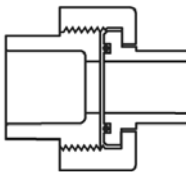
**Union 2000**  
**Soc x Fipt with EPDM O-ring Seal**



235 psi Maximum Internal Pressure Rating @ 73°F (23°C)

8099-005C	1/2	20	160	090	28.88
8099-007C	3/4	20	80	090	51.06
8099-010C	1	15	90	090	70.43
8099-012C	1-1/4	10	0	090	134.16
8099-015C	1-1/2	10	0	090	134.16
8099-020C	2	5	0	090	151.67
8099-025C	2-1/2	5	0	090	217.26
8099-030C	3	5	0	090	291.27
8099-040C	4	4	0	090	336.00
8099-060C	6	1	0	090	746.68

**Union 2000**  
**Soc x Spig with Viton® O-ring Seal**



235 psi Maximum Internal Pressure Rating @ 73°F (23°C)

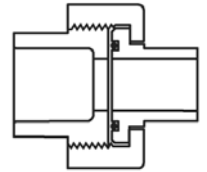
8056-005C	1/2	20	160	090	26.01
8056-007C	3/4	20	160	090	27.17
8056-010C	1	15	90	090	32.61

Part Number	Size	Std Pk	Mstr Ctn	Disc Code	Price Each
-------------	------	--------	----------	-----------	------------

**Union 2000 (continued)**  
**Soc x Spig with Viton® O-ring Seal**

8056-012C	1-1/4	10	0	090	65.99
8056-015C	1-1/2	10	0	090	67.19
8056-020C	2	5	0	090	111.38
8056-025C	2-1/2	5	0	090	203.51
8056-030C	3	5	0	090	231.17
8056-040C	4	4	0	090	295.35
8056-060C	6	1	0	090	656.33

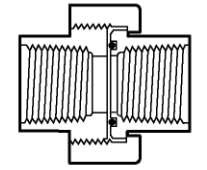
**Union 2000**  
**Soc x Spig with EPDM O-ring Seal**



235 psi Maximum Internal Pressure Rating @ 73°F (23°C)

8096-005C	1/2	20	160	090	25.93
8096-007C	3/4	20	80	090	26.85
8096-010C	1	15	90	090	32.17
8096-012C	1-1/4	10	0	090	65.14
8096-015C	1-1/2	10	0	090	66.38
8096-020C	2	5	0	090	110.01
8096-025C	2-1/2	5	0	090	182.19
8096-030C	3	5	0	090	228.32
8096-040C	4	4	0	090	291.99
8096-060C	6	1	0	090	648.87

**Union 2000**  
**Fipt with Viton® O-ring Seal**



235 psi Maximum Internal Pressure Rating @ 73°F (23°C)

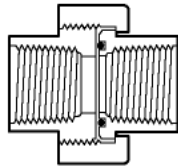
858-002C	1/4	25	150	090	43.96
858-003C	3/8	25	100	090	43.96
8058-005C	1/2	20	120	090	27.86
8058-007C	3/4	20	80	090	49.24
8058-010C	1	15	90	090	67.90
8058-012C	1-1/4	10	0	090	129.37
8058-015C	1-1/2	10	0	090	129.37
8058-020C	2	5	0	090	146.23
8058-025C	2-1/2	5	0	090	235.59
8058-030C	3	5	0	090	447.02
8058-040C	4	4	0	090	480.53
8058-060C	6	1	0	090	1067.87



# CPVC Schedule 80 Fittings, Unions, Flanges, Tank Adapters & Expansion Joints

Part Number	Size	Std Pk	Mstr Ctn	Disc Code	Price Each
-------------	------	--------	----------	-----------	------------

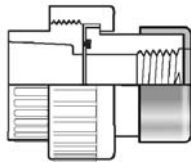
### Union 2000 Fipt with EPDM O-ring Seal



235 psi Maximum Internal Pressure Rating @ 73°F (23°C)

898-002C	1/4	25	150	090	43.43
898-003C	3/8	25	100	090	43.43
8098-005C	1/2	20	120	090	27.51
8098-007C	3/4	20	80	090	48.63
8098-010C	1	15	90	090	67.06
8098-012C	1-1/4	10	0	090	127.87
8098-015C	1-1/2	10	0	090	127.87
8098-020C	2	5	0	090	144.46
8098-025C	2-1/2	5	0	090	203.51
8098-030C	3	5	0	090	404.90
8098-040C	4	4	0	090	471.38
8098-060C	6	1	0	090	1047.50

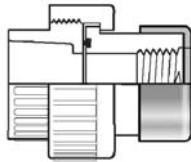
### Special Reinforced Union 2000 Soc x SR Fipt with Viton® O-ring Seal



235 psi Maximum Internal Pressure Rating @ 73°F (23°C)

8059-005CSR	1/2	25	200	096	15.32
8059-007CSR	3/4	20	160	096	27.03
8059-010CSR	1	15	90	096	37.24
8059-012CSR	1-1/4	10	0	096	71.00
8059-015CSR	1-1/2	10	0	096	77.18
8059-020CSR	2	5	0	096	80.35
8059-025CSR	2-1/2	5	0	096	139.13
8059-030CSR	3	5	0	096	226.04
8059-040CSR	4	4	0	096	263.72
8059-060CSR	6	1	0	096	586.10

### Special Reinforced Union 2000 Soc x SR Fipt with EPDM O-ring Seal - Stainless Steel Collar



235 psi Maximum Internal Pressure Rating @ 73°F (23°C)

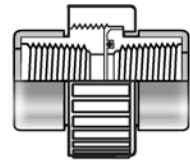
8099-005CSR	1/2	20	160	096	15.02
8099-007CSR	3/4	20	160	096	26.67
8099-010CSR	1	15	90	096	36.93
8099-012CSR	1-1/4	10	0	096	69.96
8099-015CSR	1-1/2	10	0	096	76.09
8099-020CSR	2	5	0	096	80.12
8099-025CSR	2-1/2	5	0	096	137.43
8099-030CSR	3	5	0	096	223.20
8099-040CSR	4	4	0	096	262.13

Part Number	Size	Std Pk	Mstr Ctn	Disc Code	Price Each
-------------	------	--------	----------	-----------	------------

### Special Reinforced Union 2000 (continued) Soc x SR Fipt with EPDM O-ring Seal - Stainless Steel Collar

8099-060CSR	6	1	0	096	582.54
-------------	---	---	---	-----	--------

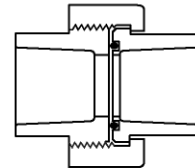
### Special Reinforced Union 2000 SR Fipt with EPDM O-ring Seal - Stainless Steel Collar



235 psi Maximum Internal Pressure Rating @ 73°F (23°C)

8098-005CSR	1/2	20	160	096	15.20
8098-007CSR	3/4	20	80	096	27.16
8098-010CSR	1	15	90	096	37.24
8098-012CSR	1-1/4	10	0	096	70.31
8098-015CSR	1-1/2	10	0	096	76.88
8098-020CSR	2	5	0	096	80.84
8098-025CSR	2-1/2	5	0	096	139.70
8098-030CSR	3	5	0	096	227.14
8098-040CSR	4	4	0	096	262.95
8098-060CSR	6	1	0	096	584.34

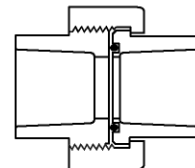
### Union (Old Style) Soc with Viton® O-ring Seal



235 psi Maximum Internal Pressure Rating @ 73°F (23°C)

857-005C	1/2	10	60	090	26.01
857-007C	3/4	10	60	090	27.17
857-010C	1	10	40	090	32.61
857-012C	1-1/4	5	20	090	65.99
857-015C	1-1/2	5	0	090	67.19
857-020C	2	5	0	090	111.38
857-025C	2-1/2	5	0	090	182.67
857-030C	3	5	0	090	231.17
857-040C	4	4	0	090	295.35

### Union (Old Style) Soc with EPDM O-ring Seal



235 psi Maximum Internal Pressure Rating @ 73°F (23°C)

897-005C	1/2	10	60	090	25.93
897-007C	3/4	10	60	090	26.85
897-010C	1	10	40	090	32.17
897-012C	1-1/4	5	20	090	65.14
897-015C	1-1/2	5	0	090	66.38

# CPVC Schedule 80 Fittings, Unions, Flanges, Tank Adapters & Expansion Joints



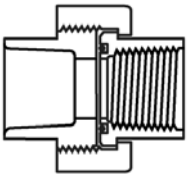
Part Number	Size	Std Pk	Mstr Ctn	Disc Code	Price Each
-------------	------	--------	----------	-----------	------------

**Union (Old Style) (continued)**

**Soc with EPDM O-ring Seal**

897-020C	2	5	0	090	110.01
897-025C	2-1/2	5	0	090	182.19
897-030C	3	5	0	090	228.32
897-040C	4	4	0	090	291.99

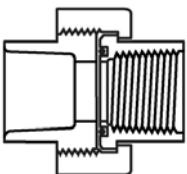
**Union (Old Style)  
Soc x Fipt with Viton® O-ring Seal**



235 psi Maximum Internal Pressure Rating @ 73°F (23°C)

859-005C	1/2	10	60	090	29.61
859-007C	3/4	10	40	090	51.67
859-010C	1	10	40	090	71.32
859-012C	1-1/4	5	20	090	135.84
859-015C	1-1/2	5	0	090	135.84
859-020C	2	5	0	090	153.57
859-025C	2-1/2	5	0	090	249.32
859-030C	3	5	0	090	294.89
859-040C	4	4	0	090	341.00

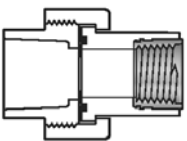
**Union (Old Style)  
Soc x Fipt with EPDM O-ring Seal**



235 psi Maximum Internal Pressure Rating @ 73°F (23°C)

899-005C	1/2	10	60	090	28.88
899-007C	3/4	10	60	090	51.06
899-010C	1	10	40	090	70.43
899-012C	1-1/4	5	20	090	134.16
899-015C	1-1/2	5	0	090	134.16
899-020C	2	5	0	090	151.67
899-025C	2-1/2	5	0	090	217.26
899-030C	3	5	0	090	291.27
899-040C	4	4	0	090	336.00

**Union  
Soc x Fipt with Brass Thread Insert & Viton® O-ring Seal**



235 psi Maximum Internal Pressure Rating @ 73°F (23°C)

859-007CBR	3/4	10	20	096	138.86
859-010CBR	1	10	0	096	154.66
859-012CBR	1-1/4	5	0	096	259.26
859-015CBR	1-1/2	5	0	096	294.62
859-020CBR	2	5	0	096	332.98

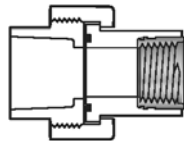
Part Number	Size	Std Pk	Mstr Ctn	Disc Code	Price Each
-------------	------	--------	----------	-----------	------------

**Union (continued)**

**Soc x Fipt with Brass Thread Insert & Viton® O-ring Seal**

Not intended to convey or dispense water for human consumption through drinking or cooking

**Union  
Soc x Fipt with Brass Thread Insert & EPDM O-ring Seal**

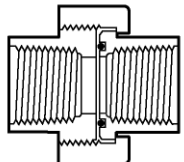


235 psi Maximum Internal Pressure Rating @ 73°F (23°C)

899-007CBR	3/4	10	40	096	136.51
899-010CBR	1	10	0	096	152.76
899-012CBR	1-1/4	5	20	096	255.99
899-015CBR	1-1/2	5	0	096	290.86
899-020CBR	2	5	0	096	328.90

Not intended to convey or dispense water for human consumption through drinking or cooking

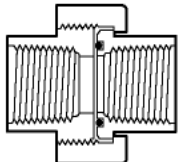
**Union (Old Style)  
Fipt with Viton® O-ring Seal**



235 psi Maximum Internal Pressure Rating @ 73°F (23°C)

858-005C	1/2	10	60	090	27.86
858-007C	3/4	10	60	090	49.24
858-010C	1	10	40	090	67.90
858-012C	1-1/4	5	20	090	129.37
858-015C	1-1/2	5	0	090	129.37
858-020C	2	5	0	090	146.23
858-025C	2-1/2	5	0	090	235.59
858-030C	3	5	0	090	447.02
858-040C	4	4	0	090	480.53

**Union (Old Style)  
Fipt with EPDM O-ring Seal**



235 psi Maximum Internal Pressure Rating @ 73°F (23°C)

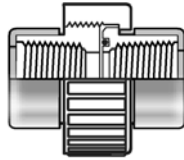
898-005C	1/2	10	60	090	27.51
898-007C	3/4	10	60	090	48.63
898-010C	1	10	40	090	67.06
898-012C	1-1/4	5	20	090	127.87
898-015C	1-1/2	5	0	090	127.87
898-020C	2	5	0	090	144.46
898-025C	2-1/2	5	0	090	203.51
898-030C	3	5	0	090	404.90
898-040C	4	4	0	090	471.38



# CPVC Schedule 80 Fittings, Unions, Flanges, Tank Adapters & Expansion Joints

Part Number	Size	Std Pk	Mstr Ctn	Disc Code	Price Each
-------------	------	--------	----------	-----------	------------

**Special Reinforced Union 2000 SR Fipt with Viton® O-ring Seal - Stainless Steel Collar**

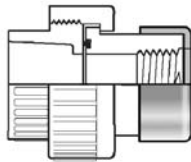


235 psi Maximum Internal Pressure Rating @ 73°F (23°C)

8058-005CSR	1/2	20	160	096	15.72
8058-007CSR	3/4	20	80	096	27.41
8058-010CSR	1	15	90	096	37.67
8058-012CSR	1-1/4	10	0	096	71.00
8058-015CSR	1-1/2	10	0	096	77.48
8058-020CSR	2	5	0	096	81.64
8058-030CSR	3	5	0	096	230.71
8058-040CSR	4	4	0	096	270.28
8058-060CSR	6	1	0	096	608.69

**Special Reinforced Union (Old Style)**

**Soc x SR Fipt with Viton® O-ring Seal - Stainless Steel Collar**

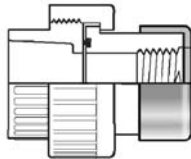


235 psi Maximum Internal Pressure Rating @ 73°F (23°C)

859-002CSR	1/4	25	150	096	24.11
859-003CSR	3/8	25	100	096	24.11
859-005CSR	1/2	10	60	096	15.32
859-007CSR	3/4	10	40	096	27.03
859-010CSR	1	10	40	096	37.24
859-012CSR	1-1/4	5	20	096	71.00
859-015CSR	1-1/2	5	0	096	77.18
859-020CSR	2	5	0	096	80.35
859-030CSR	3	5	0	096	226.04
859-040CSR	4	4	0	096	263.72

**Special Reinforced Union (Old Style)**

**Soc x SR Fipt with EPDM O-ring Seal - Stainless Steel Collar**



235 psi Maximum Internal Pressure Rating @ 73°F (23°C)

899-002CSR	1/4	25	150	096	23.95
899-003CSR	3/8	25	100	096	23.95
899-005CSR	1/2	10	60	096	15.02
899-007CSR	3/4	10	40	096	26.67
899-010CSR	1	10	40	096	36.93
899-012CSR	1-1/4	5	20	096	69.96
899-015CSR	1-1/2	5	0	096	76.09
899-020CSR	2	5	0	096	80.12
899-030CSR	3	5	0	096	223.20
899-040CSR	4	4	0	096	262.13

Part Number	Size	Std Pk	Mstr Ctn	Disc Code	Price Each
-------------	------	--------	----------	-----------	------------


**Flange One Piece Soc**



150 psi Maximum Internal Pressure Rating @ 73°F (23°C)

851-005C	1/2	25	0	090	25.53
851-007C	3/4	25	0	090	26.12
851-010C	1	15	0	090	28.52
851-012C	1-1/4	15	0	090	34.81
851-015C	1-1/2	20	0	090	38.64
851-020C	2	10	0	090	46.77
851-025C	2-1/2	10	0	090	96.91
851-030C	3	10	0	090	101.34
851-040C	4	5	0	090	136.91
851-050C	5	5	0	090	250.91
851-060C	6	5	0	090	233.23
851-080C	8	2	0	090	532.81

**Flange One Piece Fipt**



150 psi Maximum Internal Pressure Rating @ 73°F (23°C)

852-005C	1/2	25	0	090	35.69
852-007C	3/4	25	0	090	43.27
852-010C	1	15	0	090	47.22
852-012C	1-1/4	15	0	090	65.54
852-015C	1-1/2	20	0	090	69.38
852-020C	2	10	0	090	70.65
852-025C	2-1/2	10	0	090	114.68
852-030C	3	10	0	090	113.79
852-040C	4	5	0	090	176.90

**Blind Flange**



1/2" - 12" Molded - 150 psi Maximum Internal Pressure Rating @ 73°F (23°C)  
14" - 24" Fabricated - 50 psi Maximum Internal Pressure Rating @ 73°F (23°C)

853-005C	1/2	25	100	090	38.27
853-007C	3/4	25	0	090	41.49
853-010C	1	20	0	090	51.72
853-012C	1-1/4	20	0	090	58.52
853-015C	1-1/2	15	0	090	81.90
853-020C	2	10	0	090	86.04
853-025C	2-1/2	10	0	090	130.16



# CPVC Schedule 80 Fittings, Unions, Flanges, Tank Adapters & Expansion Joints



Part Number	Size	Std Pk	Mstr Ctn	Disc Code	Price Each
-------------	------	--------	----------	-----------	------------

### Blind Flange (continued)

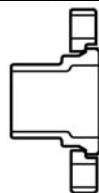
853-030C	3	10	0	090	161.81
853-040C	4	8	0	090	219.18
853-060C	6	5	0	090	367.66
853-080C	8	5	0	090	681.96
853-100C	10	3	0	091	1229.64
853-120C	12	2	0	091	2065.79
853-140CF	14	1	0	097	2400.73
853-160CF	16	1	0	097	3722.30
853-180CF	18	1	0	097	4588.64
853-200CF	20	1	0	097	4916.88
853-240CF	24	1	0	097	5982.82



### Flange Van Stone Style with Plastic Ring Soc

150 psi Maximum Internal Pressure Rating @ 73°F (23°C)

854-005C	1/2	25	0	090	25.70
854-007C	3/4	25	0	090	26.28
854-010C	1	15	0	090	28.70
854-012C	1-1/4	15	0	090	35.04
854-015C	1-1/2	20	0	090	38.90
854-020C	2	10	0	090	47.11
854-025C	2-1/2	10	0	090	97.59
854-030C	3	10	0	090	102.18
854-040C	4	5	0	090	137.99
854-050C	5	5	0	090	235.13
854-060C	6	5	0	090	235.13
854-080C	8	2	0	090	707.48
854-100C	10	2	0	091	1703.17
854-120C	12	2	0	091	2555.67
854-140C	14	1	0	091	2879.81
854-160C	16	1	0	091	3599.78
854-180C	18	1	0	091	5843.81



### Flange Van Stone Style with Plastic Ring Spig

150 psi Maximum Internal Pressure Rating @ 73°F (23°C)

856-005C	1/2	25	0	090	29.72
856-007C	3/4	25	0	090	31.90
856-010C	1	15	0	090	36.22
856-012C	1-1/4	15	0	090	44.82
856-015C	1-1/2	15	0	090	49.56
856-020C	2	10	0	090	69.37
856-025C	2-1/2	10	0	090	108.65
856-030C	3	10	0	090	118.98

Part Number	Size	Std Pk	Mstr Ctn	Disc Code	Price Each
-------------	------	--------	----------	-----------	------------

### Flange Van Stone Style with Plastic Ring (continued)

#### Spig

856-040C	4	5	0	090	122.44
856-060C	6	4	0	090	267.33
856-080C	8	2	0	090	544.91
856-100C	10	2	0	091	1829.76
856-120C	12	2	0	091	2748.57
856-140CF	14	1	0	097	2924.49
856-160CF	16	1	0	097	3622.66



### Flange Van Stone Style with Plastic Solid Ring Soc

150 psi Maximum Internal Pressure Rating @ 73°F (23°C)

S854-030C	3	10	0	090	145.95
S854-040C	4	5	0	090	197.17
S854-060C	6	4	0	090	335.89
S854-080C	8	2	0	090	1010.67
S854-100C	10	2	0	091	2433.11
S854-120C	12	2	0	091	3650.95



### Flange Van Stone Style Class 300 Bolt Pattern Fabricated with Plastic Ring Soc

Molded with fabricated ring - 150 psi = maximum internal pressure rating @ 73°F (23°C)

854-005CL300C	1/2	1	25	097	195.55
854-007CL300C	3/4	1	25	097	261.99
854-010CL300C	1	1	15	097	319.46
854-012CL300C	1-1/4	1	15	097	339.39
854-015CL300C	1-1/2	1	20	097	352.40
854-020CL300C	2	1	10	097	391.46
854-025CL300C	2-1/2	1	10	097	465.81
854-030CL300C	3	1	10	097	506.23
854-040CL300C	4	1	5	097	798.35
854-060CL300C	6	1	4	097	1507.56
854-080CL300C	8	1	3	097	1734.73
854-100CL300C	10	1	2	097	1961.37
854-120CL300C	12	1	0	097	2450.34
854-140CL300C	14	1	0	097	2721.45
854-160CL300C	16	1	0	097	2863.52



# CPVC Schedule 80 Fittings, Unions, Flanges, Tank Adapters & Expansion Joints

Part Number	Size	Std Pk	Mstr Ctn	Disc Code	Price Each
-------------	------	--------	----------	-----------	------------

### Flange Van Stone Style with Plastic Ring Fipt



150 psi Maximum Internal Pressure Rating @ 73°F (23°C)

855-005C	1/2	25	0	090	35.93
855-007C	3/4	25	0	090	43.55
855-010C	1	15	0	090	47.55
855-012C	1-1/4	15	0	090	65.44
855-015C	1-1/2	20	0	090	69.87
855-020C	2	10	0	090	71.18
855-025C	2-1/2	10	0	090	114.60
855-030C	3	10	0	090	114.60
855-040C	4	5	0	090	178.16
855-060C <sup>1</sup>	6	1	4	090	301.61
855-080C <sup>1</sup>	8	1	2	090	463.57
855-080CF	8	1	2	097	412.05

1 - Flange assembled with molded Female Adapter


### Flange Van Stone Style with Plastic Ring ASTM Soc x Multi-bolt Pattern Ring



150 psi Maximum Internal Pressure Rating @ 73°F (23°C)

M854-020C	2	10	0	090	46.20
M854-060C	6	4	0	090	235.13
M854-080C	8	2	0	090	707.48

### Special Reinforced Flange One Piece Threaded SR Fipt - Stainless Steel Collar

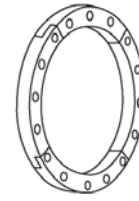


150 psi Maximum Internal Pressure Rating @ 73°F (23°C)

852-005CSR	1/2	25	0	096	19.62
852-007CSR	3/4	25	0	096	23.80
852-010CSR	1	15	0	096	26.04
852-012CSR	1-1/4	15	0	096	36.03
852-015CSR	1-1/2	15	0	096	38.20
852-020CSR	2	10	0	096	39.13
852-025CSR	2-1/2	10	0	090	62.96
852-030CSR	3	10	0	096	62.47
852-040CSR	4	5	0	096	97.06

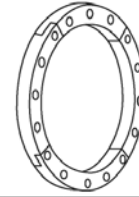
Part Number	Size	Std Pk	Mstr Ctn	Disc Code	Price Each
-------------	------	--------	----------	-----------	------------

### Application & Use of Van Stone Style Flange Replacement Split Rings



Designed for easy Van Stone style flange ring replacement in the event of system modification, repair, or improper assembly without having to remove existing flange hub. Split rings are made as a direct replacement of existing one-piece rings used on Spears® brand only of Van Stone style flanges with ANSI Class 150 bolt pattern plastic rings. Remove old ring to be replaced then simply place the split ring sections around hub and install flange bolts (not included) through special designed section overlap to hold in position. Install appropriate user supplied bolts, washers and gasket (see Flange Gasket and Bolt Hardware Kits in this catalog); torque to specifications according to normal flange assembly. Split rings are a set of either 2-pieces or 4-pieces (illustrated) sections depending on size, in regular PVC, Glass Filled PVC, or CPVC for flange type and sizes listed.

### CPVC Flange Replacement Split Rings For Spears® Flanges with CPVC Rings



854-005-1SC	1/2	10	0	090	74.62
854-007-1SC	3/4	10	0	090	79.21
854-010-1SC	1	10	0	090	88.59
854-012-1SC	1-1/4	10	0	090	90.31
854-015-1SC	1-1/2	10	0	090	92.53
854-020-1SC	2	40	0	090	122.81
854-025-1SC	2-1/2	10	0	090	142.06
854-030-1SC	3	10	0	090	157.50
854-040-1SC	4	10	0	090	166.80
854-050-1SC	5	5	0	090	228.68
854-060-1SC	6	5	0	090	270.60
854-080-1SC	8	4	0	090	309.16
854-100-1SC	10	4	0	091	390.27
854-120-1SC	12	2	0	091	483.71
854-140-1SC	14	1	0	091	662.55
854-160-1SC	16	1	0	091	823.07
854-180-1SC	18	1	0	091	893.95
854-200-1SC	20	1	0	097	5699.04
854-240-1SC	24	1	0	097	5813.39

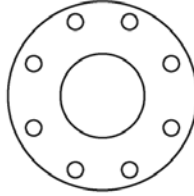
Fits 854-xxxC Socket, 855-xxxC Threaded, and 856-xxxC Spigot hub configurations

# CPVC Schedule 80 Fittings, Unions, Flanges, Tank Adapters & Expansion Joints



Part Number	Size	Std Pk	Mstr Ctn	Disc Code	Price Each
-------------	------	--------	----------	-----------	------------

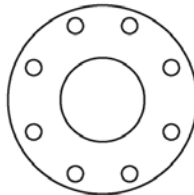
## Gasket Selection Guide



- Order Gaskets & Bolt Kits Separately
- 1/8" Full-Face design with ANSI Class 150 Bolt Patterns
  - Pressure rated to 150 psi @ 73°F
  - Available in Buna-N, EPDM, or Viton® (FKM)

Flange Size	Bolt Holes	Gasket Part Number		
		Buna-N	EPDM	FKM
1/2	4	GK1-005	GK2-005	GK3-005
3/4	4	GK1-007	GK2-007	GK3-007
1	4	GK1-010	GK2-010	GK3-010
1-1/4	4	GK1-012	GK2-012	GK3-012
1-1/2	4	GK1-015	GK2-015	GK3-015
2	4	GK1-020	GK2-020	GK3-020
2-1/2	4	GK1-025	GK2-025	GK3-025
3	4	GK1-030	GK2-030	GK3-030
4	8	GK1-040	GK2-040	GK3-040
5	8	GK1-050	GK2-050	GK3-050
6	8	GK1-060	GK2-060	GK3-060
8	8	GK1-080	GK2-080	GK3-080
10	12	GK1-100	GK2-100	GK3-100
12	12	GK1-120	GK2-120	GK3-120

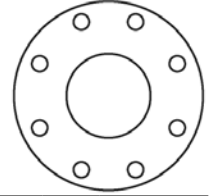
## Buna-N Full-Faced Flange Gaskets



GK1-005	1/2	1	25	017	3.06
GK1-007	3/4	1	25	017	3.51
GK1-010	1	1	25	017	3.61
GK1-012	1-1/4	1	25	017	3.70
GK1-015	1-1/2	1	25	017	3.97
GK1-020	2	1	25	017	4.44
GK1-025	2-1/2	1	25	017	4.88
GK1-030	3	1	25	017	7.51
GK1-040	4	1	25	017	8.40
GK1-050	5	1	25	017	9.96
GK1-060	6	1	25	017	10.23
GK1-080	8	1	25	017	13.49
GK1-100	10	1	25	017	17.12
GK1-120	12	1	25	017	23.09

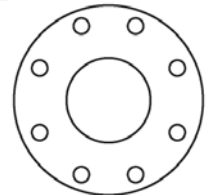
Part Number	Size	Std Pk	Mstr Ctn	Disc Code	Price Each
-------------	------	--------	----------	-----------	------------

## EPDM Full-Faced Flange Gaskets



GK2-005	1/2	1	25	017	4.06
GK2-007	3/4	1	25	017	4.32
GK2-010	1	1	25	017	4.51
GK2-012	1-1/4	1	25	017	4.74
GK2-015	1-1/2	1	25	017	5.09
GK2-020	2	1	25	017	6.21
GK2-025	2-1/2	1	25	017	7.46
GK2-030	3	1	25	017	10.96
GK2-040	4	1	25	017	12.48
GK2-050	5	1	25	017	15.61
GK2-060	6	1	25	017	16.38
GK2-080	8	1	25	017	21.82
GK2-100	10	1	25	017	28.43
GK2-120	12	1	25	017	39.12

## Viton® (FKM) Full-Faced Flange Gaskets



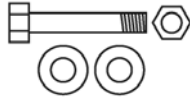
GK3-005	1/2	1	25	017	14.49
GK3-007	3/4	1	25	017	17.20
GK3-010	1	1	25	017	19.01
GK3-012	1-1/4	1	5	017	21.46
GK3-015	1-1/2	1	25	017	27.07
GK3-020	2	1	25	017	37.84
GK3-025	2-1/2	1	25	017	50.61
GK3-030	3	1	25	017	113.09
GK3-040	4	1	25	017	130.55
GK3-050	5	1	25	017	152.19
GK3-060	6	1	25	017	172.66
GK3-080	8	1	25	017	245.99
GK3-100	10	1	25	017	327.20
GK3-120	12	1	25	017	461.02



# CPVC Schedule 80 Fittings, Unions, Flanges, Tank Adapters & Expansion Joints

Part Number	Size	Std Pk	Mstr Ctn	Disc Code	Price Each
-------------	------	--------	----------	-----------	------------

## Bolt Kit Selection Guide



Order Gaskets & Bolt Kits Separately

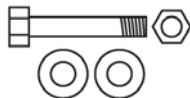
- Kit Contains All Bolts, Nuts, & Flat Washers for Specified Flange Size
- For Connecting Two (2) Mating Spears® Flanges
- Pre-coated, Anti-seize Lubricated Bolts
- Available in Zinc Coated Steel, Type 304 Stainless Steel or Type 316 Stainless Steel

Flange Size	Bolts* Per Kit	Diameter (in.-TPI)	Length (in)	Kit Part Number		
				Zinc	316 SS	304 SS
1/2	4	1/2-13	2	HK-005	HK1-005	HK2-005
3/4 & 1	4	1/2-13	2-1/4	HK-010	HK1-010	HK2-010
1-1/4 & 1-1/2	4	1/2-13	2-1/2	HK-015	HK1-015	HK2-015
2	4	5/8-11	3	HK-020	HK1-020	HK2-020
2-1/2	4	5/8-11	3-1/4	HK-025	HK1-025	HK2-025
3	4	5/8-11	3-1/2	HK-030	HK1-030	HK2-030
4	8	5/8-11	3-1/2	HK-040	HK1-040	HK2-040
5 & 6	8	3/4-10	4	HK-060	HK1-060	HK2-060
8	8	3/4-10	4-1/2	HK-080	HK1-080	HK2-080
10 & 12	12	7/8-9	5	HK-120	HK1-120	HK2-120

\*Each Bolt Includes Nut & Two (2) Flat Washers

## Zinc Plated Steel Flange Bolt Hardware Kits

For Connection of 2-Spears® Flanges  
Includes Bolts, Nuts & Flat Washers

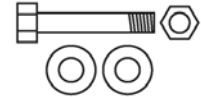


HK-005	1/2	1	10	017	9.53
HK-010	3/4&1	1	10	017	11.91
HK-015	1-1/4&1-1/2	1	10	017	17.91
HK-020	2	1	10	017	23.97
HK-025	2-1/2	1	10	017	28.74
HK-030	3	1	10	017	33.07
HK-040	4	1	5	017	68.51
HK-060	5&6	1	5	017	76.20
HK-080	8	1	1	017	89.30
HK-120	10&12	1	0	017	120.82

Part Number	Size	Std Pk	Mstr Ctn	Disc Code	Price Each
-------------	------	--------	----------	-----------	------------

## Type 316 Stainless Steel Flange Bolt Hardware Kits

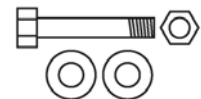
For Connection of 2-Spears®  
Flanges Includes Bolts, Nuts & Flat Washers



HK1-005	1/2	1	10	017	28.60
HK1-010	3/4&1	1	10	017	41.20
HK1-015	1-1/4&1-1/2	1	10	017	45.39
HK1-020	2	1	10	017	54.59
HK1-025	2-1/2	1	10	017	58.51
HK1-030	3	1	10	017	77.20
HK1-040	4	1	5	017	154.81
HK1-060	5&6	1	5	017	201.91
HK1-080	8	1	1	017	253.36
HK1-120	10&12	1	0	017	515.45

## Type 304 Stainless Steel Flange Bolt Hardware Kits

For Connection of 2-Spears®  
Flanges Includes Bolts, Nuts, & Flat Washers



HK2-005	1/2	1	10	017	25.02
HK2-010	3/4&1	1	10	017	35.69
HK2-015	1-1/4&1-1/2	1	10	017	42.05
HK2-020	2	1	10	017	49.46
HK2-025	2-1/2	1	10	017	52.44
HK2-030	3	1	10	017	65.12
HK2-040	4	1	5	017	130.24
HK2-060	5&6	1	5	017	137.28
HK2-080	8	1	1	017	180.52
HK2-120	10&12	1	0	017	319.94

## Flange Insulating Joints - Class 150 Bolt Pattern

PP Flange Spacer with PVC Bolt Isolators



Size = Nominal Flange Diameter x Thickness (in.)  
For Dielectric Insulation Between Dissimilar Metal Flanges  
300 psi Maximum Internal Pressure Rating @ 73°F (23°C)

IJ-030-010P	3X1	1	0	016	437.66
IJ-040-010P	4X1	1	0	016	489.00
IJ-060-010P	6X1	1	0	016	581.23
IJ-080-010P	8X1	1	0	016	674.56
IJ-100-010P	10X1	1	0	016	1371.04
IJ-120-010P	12X1	1	0	016	1484.97
IJ-140-010P	14X1	1	0	016	1924.19
IJ-160-010P	16X1	1	0	016	2445.09
IJ-180-010P	18X1	1	0	016	3272.97

# CPVC Schedule 80 Fittings, Unions, Flanges, Tank Adapters & Expansion Joints



Part Number	Size	Std Pk	Mstr Ctn	Disc Code	Price Each
-------------	------	--------	----------	-----------	------------

### Flange Insulating Joints - Class 150 Bolt Pattern (continued)

#### PP Flange Spacer with PVC Bolt Isolators

IJ-200-010P	20X1	1	0	016	4225.35
IJ-240-010P	24X1	1	0	016	5868.24

### Flange Insulating Joints - Class 300 Bolt Pattern

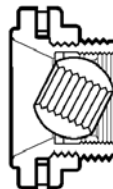
#### PP Flange Spacer with PVC Bolt Isolators



Size = Nominal Flange Diameter x Thickness (in.)  
 For Dielectric Insulation Between Dissimilar Metal Flanges  
 300 psi Maximum Internal Pressure Rating @ 73°F (23°C)

IJ300-030-010P	3X1	1	0	016	644.74
IJ300-040-010P	4X1	1	0	016	717.09
IJ300-060-010P	6X1	1	0	016	1098.37
IJ300-080-010P	8X1	1	0	016	1370.26
IJ300-100-010P	10X1	1	0	016	2273.20
IJ300-120-010P	12X1	1	0	016	2987.23
IJ300-140-010P	14X1	1	0	016	3763.17
IJ300-160-010P	16X1	1	0	016	4012.77
IJ300-180-010P	18X1	1	0	016	5015.00
IJ300-200-010P	20X1	1	0	016	5810.30
IJ300-240-010P	24X1	1	0	016	7134.02

### CPVC Self Aligning Tank Adapter with Neoprene Gasket Fipt



8172SA-010C	1	5	0	101	200.74
8172SA-020C	2	4	0	101	302.97
8172SA-030C	3	2	0	101	472.10

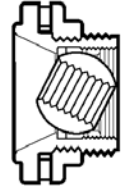
### CPVC Self Aligning Tank Adapter with EPDM Gasket Fipt



8172ESA-010C	1	5	0	101	211.04
8172ESA-020C	2	4	0	101	319.61
8172ESA-030C	3	2	0	101	497.11

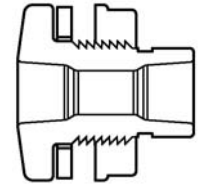
Part Number	Size	Std Pk	Mstr Ctn	Disc Code	Price Each
-------------	------	--------	----------	-----------	------------

### CPVC Self Aligning Tank Adapter with Viton® Gasket Fipt



8172VSA-010C	1	5	0	101	417.12
8172VSA-020C	2	4	0	101	631.38
8172VSA-030C	3	2	0	101	980.99

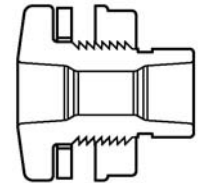
### CPVC New Style Standard Tank Adapters with Neoprene Gaskets Soc



150 psi Maximum Internal Pressure Rating @ 73°F (23°C)

8170-002C	1/4	25	150	101	45.91
8170-003C	3/8	25	150	101	45.91
8170-005C	1/2	25	0	101	45.91
8170-007C	3/4	25	0	101	54.62
8170-010C	1	25	0	101	61.30
8170-012C	1-1/4	20	0	101	78.19
8170-015C	1-1/2	20	0	101	85.14
8170-020C	2	15	0	101	120.19
8170-025C	2-1/2	4	0	101	176.65
8170-030C	3	4	0	101	210.27
8170-040C	4	2	0	101	350.43
8170-060C	6	1	0	101	963.69
8170-080C	8	1	0	101	2141.38

### CPVC New Style Standard Tank Adapters with EPDM Gaskets Soc



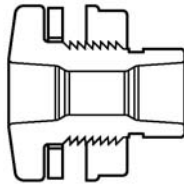
8170E-002C	1/4	25	150	101	52.22
8170E-003C	3/8	25	150	101	52.22
8170E-005C	1/2	25	0	101	52.22
8170E-007C	3/4	25	0	101	58.61
8170E-010C	1	25	0	101	68.06
8170E-012C	1-1/4	20	0	101	86.13
8170E-015C	1-1/2	20	0	101	90.36
8170E-020C	2	15	0	101	130.28
8170E-025C	2-1/2	4	0	101	185.06
8170E-030C	3	4	0	101	220.32
8170E-040C	4	2	0	101	365.73
8170E-060C	6	1	0	101	1003.85
8170E-080C	8	1	0	101	2203.98



# CPVC Schedule 80 Fittings, Unions, Flanges, Tank Adapters & Expansion Joints

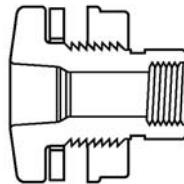
Part Number	Size	Std Pk	Mstr Ctn	Disc Code	Price Each
-------------	------	--------	----------	-----------	------------

### CPVC New Style Standard Tank Adapters with Viton® Gaskets Soc



8170V-002C	1/4	25	150	101	68.48
8170V-003C	3/8	25	150	101	68.48
8170V-005C	1/2	25	0	101	68.48
8170V-007C	3/4	25	0	101	78.77
8170V-010C	1	25	0	101	91.18
8170V-012C	1-1/4	20	0	101	112.03
8170V-015C	1-1/2	20	0	101	116.79
8170V-020C	2	15	0	101	176.81
8170V-025C	2-1/2	4	0	101	254.50
8170V-030C	3	4	0	101	302.97
8170V-040C	4	2	0	101	671.07
8170V-060C	6	1	0	101	1686.51
8170V-080C	8	1	0	101	3945.18

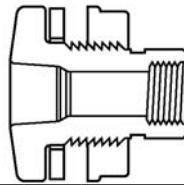
### CPVC New Style Standard Tank Adapters with Neoprene Gaskets Soc x Fipt



150 psi Maximum Internal Pressure Rating @ 73°F (23°C)

8171-002C	1/4	25	150	101	45.91
8171-003C	3/8	25	200	101	45.91
8171-005C	1/2	25	0	101	45.91
8171-007C	3/4	25	0	101	54.62
8171-010C	1	25	0	101	61.30
8171-012C	1-1/4	20	0	101	78.19
8171-015C	1-1/2	20	0	101	85.14
8171-020C	2	15	0	101	120.19
8171-025C	2-1/2	4	0	101	176.65
8171-030C	3	4	0	101	210.27
8171-040C	4	2	0	101	350.43
8171-060C	6	1	0	101	963.69

### CPVC New Style Standard Tank Adapters with EPDM Gaskets Soc x Fipt



8171E-002C	1/4	25	150	101	52.22
8171E-003C	3/8	25	200	101	52.22
8171E-005C	1/2	25	0	101	52.22
8171E-007C	3/4	25	0	101	58.61
8171E-010C	1	25	0	101	68.06
8171E-012C	1-1/4	20	0	101	86.13
8171E-015C	1-1/2	20	0	101	90.36
8171E-020C	2	15	0	101	130.28

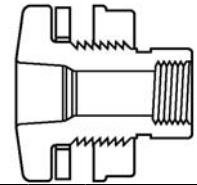
Part Number	Size	Std Pk	Mstr Ctn	Disc Code	Price Each
-------------	------	--------	----------	-----------	------------

### CPVC New Style Standard Tank Adapters with EPDM Gaskets (continued)

#### Soc x Fipt

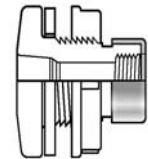
8171E-025C	2-1/2	4	0	101	185.06
8171E-030C	3	4	0	101	220.32
8171E-040C	4	2	0	101	365.73
8171E-060C	6	1	0	101	1003.84

### CPVC New Style Standard Tank Adapters with Viton® Gaskets Soc x Fipt



8171V-002C	1/4	25	150	101	68.48
8171V-003C	3/8	25	200	101	68.48
8171V-005C	1/2	25	0	101	68.48
8171V-007C	3/4	25	0	101	78.77
8171V-010C	1	25	0	101	91.18
8171V-012C	1-1/4	20	0	101	112.03
8171V-015C	1-1/2	20	0	101	116.79
8171V-020C	2	15	0	101	176.81
8171V-025C	2-1/2	4	0	101	254.53
8171V-030C	3	4	0	101	302.97
8171V-040C	4	2	0	101	671.07
8171V-060C	6	1	0	101	1686.51

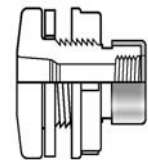
### CPVC New Style Special Reinforced (SR) Threaded Tank Adapters with Neoprene Gaskets



#### Soc x SR Fipt - Stainless Steel Collar

8171-002CSR	1/4	25	150	101	47.31
8171-003CSR	3/8	25	200	101	47.31
8171-005CSR	1/2	25	0	101	47.31
8171-007CSR	3/4	25	0	101	56.62
8171-010CSR	1	25	0	101	64.05
8171-012CSR	1-1/4	20	0	101	82.62
8171-015CSR	1-1/2	20	0	101	92.76
8171-020CSR	2	15	0	101	128.27
8171-025CSR	2-1/2	4	0	101	195.12
8171-030CSR	3	4	0	101	232.24
8171-040CSR	4	2	0	101	373.24
8171-060CSR	6	1	0	101	985.77

### CPVC New Style Special Reinforced (SR) Threaded Tank Adapters with EPDM Gaskets Soc x SR Fipt - Stainless Steel Collar



8171E-002CSR	1/4	25	150	101	53.62
8171E-003CSR	3/8	25	200	101	53.62

# CPVC Schedule 80 Fittings, Unions, Flanges, Tank Adapters & Expansion Joints



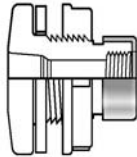
Part Number	Size	Std Pk	Mstr Ctn	Disc Code	Price Each
-------------	------	--------	----------	-----------	------------

### CPVC New Style Special Reinforced (SR) Threaded Tank Adapters with EPDM Gaskets (continued)

Soc x SR Fipt - Stainless Steel Collar

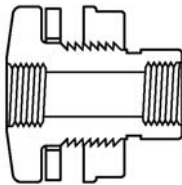
8171E-005CSR	1/2	25	0	101	53.62
8171E-007CSR	3/4	25	0	101	60.60
8171E-010CSR	1	25	0	101	72.46
8171E-012CSR	1-1/4	20	0	101	90.55
8171E-015CSR	1-1/2	20	0	101	97.97
8171E-020CSR	2	15	0	101	138.50
8171E-025CSR	2-1/2	4	0	101	203.53
8171E-030CSR	3	4	0	101	242.30
8171E-040CSR	4	2	0	101	388.48
8171E-060CSR	6	2	0	101	1025.93

### CPVC New Style Special Reinforced (SR) Threaded Tank Adapters with Viton® Gaskets Soc x SR Fipt - Stainless Steel Collar



8171V-002CSR	1/4	25	150	101	69.86
8171V-003CSR	3/8	25	200	101	69.86
8171V-005CSR	1/2	25	0	101	69.86
8171V-007CSR	3/4	25	0	101	80.76
8171V-010CSR	1	25	0	101	93.95
8171V-012CSR	1-1/4	20	0	101	116.46
8171V-015CSR	1-1/2	20	0	101	124.36
8171V-020CSR	2	15	0	101	185.18
8171V-025CSR	2-1/2	4	0	101	272.90
8171V-030CSR	3	4	0	101	324.95
8171V-040CSR	4	2	0	101	693.84
8171V-060CSR	6	2	0	101	1713.06

### CPVC New Style Standard Tank Adapters with Neoprene Gaskets Fipt

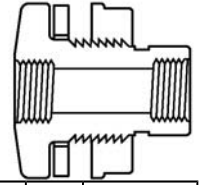


150 psi Maximum Internal Pressure Rating @ 73°F (23°C)

8172-002C	1/4	25	150	101	61.30
8172-003C	3/8	25	200	101	61.30
8172-005C	1/2	25	0	101	61.30
8172-007C	3/4	25	0	101	70.78
8172-010C	1	25	0	101	77.43
8172-012C	1-1/4	20	0	101	109.32
8172-015C	1-1/2	20	0	101	119.49
8172-020C	2	15	0	101	148.93
8172-025C	2-1/2	4	0	101	209.59
8172-030C	3	4	0	101	249.50
8172-040C	4	2	0	101	394.21
8172-060C	6	1	0	101	1095.10

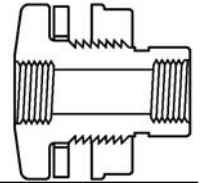
Part Number	Size	Std Pk	Mstr Ctn	Disc Code	Price Each
-------------	------	--------	----------	-----------	------------

### CPVC New Style Standard Tank Adapters with EPDM Gaskets Fipt



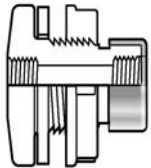
8172E-002C	1/4	25	150	101	63.72
8172E-003C	3/8	25	200	101	63.72
8172E-005C	1/2	25	0	101	63.72
8172E-007C	3/4	25	0	101	75.13
8172E-010C	1	25	0	101	80.95
8172E-012C	1-1/4	20	0	101	113.72
8172E-015C	1-1/2	20	0	101	129.78
8172E-020C	2	15	0	101	160.40
8172E-025C	2-1/2	4	0	101	235.81
8172E-030C	3	4	0	101	280.76
8172E-040C	4	2	0	101	467.43
8172E-060C	6	1	0	101	1111.63

### CPVC New Style Standard Tank Adapters with Viton® Gaskets Fipt



8172V-002C	1/4	25	150	101	98.60
8172V-003C	3/8	25	200	101	98.60
8172V-005C	1/2	25	0	101	98.60
8172V-007C	3/4	25	0	101	111.14
8172V-010C	1	25	0	101	127.89
8172V-012C	1-1/4	20	0	101	156.88
8172V-015C	1-1/2	20	0	101	162.33
8172V-020C	2	15	0	101	252.87
8172V-025C	2-1/2	4	0	101	358.84
8172V-030C	3	4	0	101	427.16
8172V-040C	4	2	0	101	1123.33
8172V-060C	6	1	0	101	2058.91

### CPVC New Style Special Reinforced (SR) Threaded Tank Adapters with Neoprene Gaskets Fipt x SR Fipt - Stainless Steel Collar



8172-002CSR	1/4	25	150	101	62.67
8172-003CSR	3/8	25	200	101	62.67
8172-005CSR	1/2	25	0	101	62.67
8172-007CSR	3/4	25	0	101	72.78
8172-010CSR	1	25	0	101	80.19
8172-012CSR	1-1/4	20	0	101	113.76
8172-015CSR	1-1/2	20	0	101	127.09
8172-020CSR	2	15	0	101	157.13
8172-025CSR	2-1/2	4	0	101	228.05
8172-030CSR	3	4	0	101	271.49



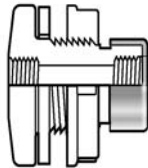
# CPVC Schedule 80 Fittings, Unions, Flanges, Tank Adapters & Expansion Joints

Part Number	Size	Std Pk	Mstr Ctn	Disc Code	Price Each
-------------	------	--------	----------	-----------	------------

**CPVC New Style Special Reinforced (SR) Threaded Tank Adapters with Neoprene Gaskets (continued)**

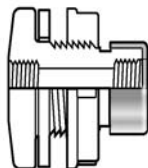
**Fipt x SR Fipt - Stainless Steel Collar**

8172-040CSR	4	2	0	101	416.98
8172-060CSR	6	2	0	101	1117.17



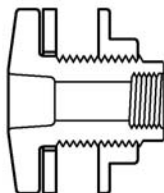
**CPVC New Style Special Reinforced (SR) Threaded Tank Adapters with EPDM Gaskets**  
**Fipt x SR Fipt - Stainless Steel Collar**

8172E-002CSR	1/4	25	150	101	65.12
8172E-003CSR	3/8	25	200	101	65.12
8172E-005CSR	1/2	25	0	101	65.12
8172E-007CSR	3/4	25	0	101	77.11
8172E-010CSR	1	25	0	101	83.71
8172E-012CSR	1-1/4	20	0	101	118.16
8172E-015CSR	1-1/2	20	0	101	137.37
8172E-020CSR	2	15	0	101	168.61
8172E-025CSR	2-1/2	4	0	101	254.35
8172E-030CSR	3	4	0	101	302.79
8172E-040CSR	4	2	0	101	490.19
8172E-060CSR	6	2	0	101	1133.70



**CPVC New Style Special Reinforced (SR) Threaded Tank Adapters with Viton® Gaskets**  
**Fipt x SR Fipt - Stainless Steel Collar**

8172V-002CSR	1/4	25	150	101	100.00
8172V-003CSR	3/8	25	200	101	100.00
8172V-005CSR	1/2	25	0	101	100.00
8172V-007CSR	3/4	25	0	101	113.13
8172V-010CSR	1	25	0	101	130.65
8172V-012CSR	1-1/4	20	0	101	161.31
8172V-015CSR	1-1/2	20	0	101	169.89
8172V-020CSR	2	15	0	101	261.10
8172V-025CSR	2-1/2	4	0	101	377.28
8172V-030CSR	3	4	0	101	449.15
8172V-040CSR	4	2	0	101	1146.09
8172V-060CSR	6	2	0	101	2081.00



**Tank Adapter with Neoprene Gasket (Old Style)**  
**Soc x Fipt**

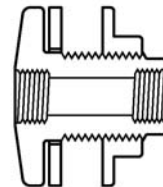
150 psi Maximum Internal Pressure Rating @ 73°F (23°C)

871-005C	1/2	25	0	101	45.91
871-007C	3/4	25	0	101	54.62
871-010C	1	25	0	101	61.30

Part Number	Size	Std Pk	Mstr Ctn	Disc Code	Price Each
-------------	------	--------	----------	-----------	------------

**Tank Adapter with Neoprene Gasket (Old Style) (continued)**  
**Soc x Fipt**

871-012C	1-1/4	20	0	101	78.19
871-015C	1-1/2	20	0	101	85.14
871-020C	2	15	0	101	120.19
871-030C	3	4	0	101	210.27
871-040C	4	2	0	101	350.43



**Tank Adapter with Neoprene Gasket (Old Style)**  
**Fipt**

150 psi Maximum Internal Pressure Rating @ 73°F (23°C)

872-005C	1/2	25	0	101	61.30
872-007C	3/4	25	0	101	70.78
872-010C	1	25	0	101	77.43
872-012C	1-1/4	20	0	101	109.32
872-015C	1-1/2	20	0	101	119.49
872-020C	2	15	0	101	148.93
872-030C	3	4	0	101	249.50
872-040C	4	2	0	101	394.21

**Neoprene Tank Adapter Gasket Only (New Style)**



3N-002	1/4	100	0	901	2.57
3N-003	3/8	50	0	901	2.57
3N-005	1/2	10	0	901	2.57
3N-007	3/4	10	0	901	2.76
3N-010	1	10	0	901	2.94
3N-012	1-1/4	10	0	901	4.06
3N-015	1-1/2	10	0	901	4.76
3N-020	2	10	0	901	6.23
3N-025	2-1/2	10	0	901	6.50
3N-030	3	10	0	901	6.78
3N-040	4	10	0	901	18.76
2N-060	6	10	0	901	23.44
3N-080	8	10	0	901	107.48

**EPDM Tank Adapter Gasket Only (New Style)**



3E-002	1/4	10	0	901	2.99
3E-003	3/8	10	0	901	2.99
3E-005	1/2	10	0	901	2.99



# CPVC Schedule 80 Fittings, Unions, Flanges, Tank Adapters & Expansion Joints



Part Number	Size	Std Pk	Mstr Ctn	Disc Code	Price Each
-------------	------	--------	----------	-----------	------------

### EPDM Tank Adapter Gasket Only (New Style) (continued)

3E-007	3/4	10	0	901	3.09
3E-010	1	10	0	901	5.36
3E-012	1-1/4	10	0	901	7.85
3E-015	1-1/2	10	0	901	8.06
3E-020	2	10	0	901	9.22
3E-025	2-1/2	10	0	901	13.07
3E-030	3	10	0	901	14.05
3E-040	4	10	0	901	21.17
2E-060	6	10	0	901	38.21
3E-080	8	10	0	901	138.69

### Viton® Tank Adapter Gasket Only (New Style)



3V-002	1/4	10	0	901	10.95
3V-003	3/8	10	0	901	12.91
3V-005	1/2	10	0	901	19.27
3V-007	3/4	10	0	901	23.86
3V-010	1	10	0	901	32.62
3V-012	1-1/4	10	0	901	51.88
3V-015	1-1/2	10	0	901	56.04
3V-020	2	10	0	901	89.76
3V-025	2-1/2	10	0	901	99.16
3V-030	3	10	0	901	103.32
3V-040	4	10	0	901	233.79
2V-060	6	10	0	901	585.23
3V-080	8	10	0	901	981.52

### Neoprene Tank Adapter Gasket Only (Old Style)



2N-005	1/2	10	0	901	2.57
2N-007	3/4	10	0	901	2.76
2N-010	1	10	0	901	2.94
2N-015	1-1/4 OR 1-1/2	10	0	901	4.76
2N-020	2	10	0	901	6.23
2N-030	3	10	0	901	6.78
2N-040	4	10	0	901	18.76

Part Number	Size	Std Pk	Mstr Ctn	Disc Code	Price Each
-------------	------	--------	----------	-----------	------------

### EPDM Tank Adapter Gasket Only (Old Style)




2E-005	1/2	10	0	901	2.99
2E-007	3/4	10	0	901	3.09
2E-010	1	10	0	901	5.36
2E-015	1-1/4 OR 1-1/2	10	0	901	8.06
2E-020	2	10	0	901	9.22
2E-030	3	10	0	901	14.05
2E-040	4	10	0	901	21.17

### Wrench Sets (New Style) Body Wrench & Nut Wrench



TAW-002	1/4	1	25	299	20.80
TAW-003	3/8	1	25	299	20.80
TAW-005	1/2	1	25	299	20.80
TAW-007	3/4	1	25	299	21.20
TAW-010	1	1	25	299	22.05
TAW-012	1-1/4	1	20	299	24.87
TAW-015	1-1/2	1	20	299	26.98
TAW-020	2	1	10	299	30.73
TAW-025	2-1/2	1	10	299	34.00
TAW-030	3	1	10	299	37.47
TAW-040	4	1	10	299	40.15

### Individual Body Wrench (New Style)



TAW1-002	1/4	500	0	299	11.67
TAW1-003	3/8	400	0	299	11.67
TAW1-005	1/2	250	0	299	11.67
TAW1-007	3/4	220	0	299	11.89
TAW1-010	1	200	0	299	12.38
TAW1-012	1-1/4	300	0	299	14.02
TAW1-015	1-1/2	150	0	299	15.10
TAW1-020	2	100	0	299	16.39
TAW1-025	2-1/2	80	0	299	17.13
TAW1-030	3	74	0	299	21.48
TAW1-040	4	35	0	299	22.10



# CPVC Schedule 80 Fittings, Unions, Flanges, Tank Adapters & Expansion Joints

Part Number	Size	Std Pk	Mstr Ctn	Disc Code	Price Each
-------------	------	--------	----------	-----------	------------

### Individual Nut Wrench (New Style)



TAW2-002	1/4	300	0	299	11.67
TAW2-003	3/8	250	0	299	11.67
TAW2-005	1/2	200	0	299	11.67
TAW2-007	3/4	160	0	299	11.89
TAW2-010	1	110	0	299	12.38
TAW2-012	1-1/4	200	0	299	14.02
TAW2-015	1-1/2	120	0	299	15.10
TAW2-020	2	100	0	299	16.39
TAW2-025	2-1/2	50	0	299	17.13
TAW2-030	3	40	0	299	21.48
TAW2-040	4	35	0	299	22.10

### Fabricated Expansion Joints 6" Travel with Viton® O-rings



1/2" - 2" 235 psi @ 73°F (23°C)  
2-1/2" - 12" 150 psi @ 73°F (23°C)

826-005X6C	1/2	10	0	085	367.70
826-007X6C	3/4	6	0	085	402.36
826-010X6C	1	5	0	085	434.91
826-012X6C	1-1/4	4	0	085	663.45
826-015X6C	1-1/2	4	0	085	497.86
826-020X6C	2	2	0	085	630.85
826-025X6C	2-1/2	1	0	085	1067.32
826-030X6C	3	1	0	085	869.66
826-040X6C	4	1	0	085	1282.63
826-060X6C	6	1	0	085	1378.79
826-080X6C	8	1	0	085	2615.53
826-100X6C	10	1	0	085	3339.03
826-120X6C	12	1	0	085	4429.50

EPDM O-rings available on special order. Add an "E" preceding the dash (-) separator, e.g. 826E-005X6C

Part Number	Size	Std Pk	Mstr Ctn	Disc Code	Price Each
-------------	------	--------	----------	-----------	------------

### Fabricated Expansion Joints 12" Travel with Viton® O-rings



1/2" - 2" 235 psi @ 73°F (23°C)  
2-1/2" - 12" 150 psi @ 73°F (23°C)

826-005X12C	1/2	10	0	085	374.49
826-007X12C	3/4	6	0	085	429.46
826-010X12C	1	5	0	085	458.13
826-012X12C	1-1/4	4	0	085	726.24
826-015X12C	1-1/2	4	0	085	575.05
826-020X12C	2	2	0	085	734.02
826-025X12C	2-1/2	1	0	085	1111.23
826-030X12C	3	1	0	085	893.04
826-040X12C	4	1	0	085	1479.32
826-060X12C	6	1	0	085	1629.67
826-080X12C	8	1	0	085	3120.15
826-100X12C	10	1	0	085	3655.37

EPDM O-rings available on special order. Add an "E" preceding the dash (-) separator, e.g. 826E-005X12C

### Elastomer Expansion Joint CPVC with EPDM Bellows Soc



150 psi Maximum Internal Pressure Rating @ 73°F (23°C)

EJ22-007C	3/4	10	0	085	195.59
EJ22-010C	1	10	0	085	223.17
EJ22-012C	1-1/4	15	0	085	243.85
EJ22-015C	1-1/2	10	0	085	298.73
EJ22-020C	2	8	0	085	372.84
EJ22-025C	2-1/2	4	0	085	544.83
EJ22-030C	3	2	0	085	740.05

### Elastomer Expansion Joint CPVC with EPDM Bellows SR Fipt - Stainless Steel Collar



150 psi Maximum Internal Pressure Rating @ 73°F (23°C)

EJ21-007CSR	3/4	10	0	085	197.81
EJ21-010CSR	1	10	0	085	227.48
EJ21-012CSR	1-1/4	15	0	085	251.37
EJ21-015CSR	1-1/2	10	0	085	320.41
EJ21-020CSR	2	8	0	085	423.52
EJ21-025CSR	2-1/2	4	0	085	588.17
EJ21-030CSR	3	2	0	085	783.37

# CPVC Schedule 80 Fittings, Unions, Flanges, Tank Adapters & Expansion Joints



## LIMITED LIFETIME WARRANTY

Except as otherwise mandated by law or herein provided, Spears® Manufacturing Company ("Company") warrants Standard Catalog Products ("Products") which have been directly manufactured by them to be free from defects in material and workmanship for as long as the original intended end user of the Products ("End User") retains ownership and possession of the Products and complies with this Warranty ("Warranty Period"). Each other person or entity acquiring or employing the Products, including buyers, contractors and installers ("Buyer") and End Users ("Buyer/End User") agrees that this Warranty shall be effective only during the Warranty Period so long as the Products are used solely for the normal purposes for which they are intended and in conformance with industry established standards, engineering, installation, operating, and maintenance specifications, recommendations and instructions including explicit instructions by the Company; the Products are properly installed, operated and used, and have not been modified; and all the other terms of this Warranty are complied with. Any violation thereof shall void this Warranty and relieve Company from all obligations arising from this Warranty and the Products.

Upon receipt or discovery of any Products that appear questionable or defective each Buyer/End User shall promptly inspect and return any such Product to the Company at 15853 Olden Street, Sylmar, California 91342, accompanied by a letter stating the nature of any problems. If the Products are determined by Company to be defective in materials or workmanship directly provided by Company, Company, at its sole option, may either repair or replace the defective Products, or reimburse applicable Buyer/End User for the cost of such Products. The applicable Buyer/End User shall bear all applicable shipping costs. THIS SHALL BE BUYERS/END USERS' SOLE REMEDY. EACH BUYER/END USER AGREES THAT COMPANY WILL NOT BE RESPONSIBLE FOR ANY OTHER OBLIGATIONS RELATING TO THE PRODUCTS, INCLUDING ANY OTHER MATERIALS OR LABOR COSTS, LOSS OF USE OR ANY OTHER ITEM OR FOR ANY DELAYS IN COMPLYING WITH THIS WARRANTY BEYOND COMPANY'S REASONABLE CONTROL.

COMPANY SHALL NOT BE LIABLE FOR, DOES NOT ASSUME, AND EXPRESSLY DISCLAIMS, ANY LIABILITY, RESPONSIBILITY AND DAMAGES: DUE TO ANY BUYER/END USER'S FAILURE TO COMPLY WITH THIS WARRANTY, INCLUDING IMPROPER INSTALLATION, USE OR OPERATION; USE WITH PRODUCTS FROM OTHER MANUFACTURERS THAT DO NOT MEET ASTM OR OTHER APPLICABLE PRODUCT STANDARDS; IMPROPER CONTROL OF SYSTEM HYDRAULICS, IMPROPER WINTERIZATION PROCEDURES, IMPROPER VOLTAGE SUPPLY, CONTACT WITH INCOMPATIBLE MATERIALS OR CHEMICALS, EXCAVATION/DIGGING, EXCESSIVE WEIGHT, AND VANDALISM; DUE TO REASONABLE WEAR AND TEAR AND DUE TO ANY ACTS OF NATURE, INCLUDING LIGHTNING, EARTHQUAKES, GROUND MOVEMENT, FROST HEAVE, OR FLOODS.

COMPANY EXTENDS ONLY THIS WARRANTY AND EXPLICITLY DISCLAIMS ALL OTHER WARRANTIES, WHETHER IMPLIED OR OTHERWISE EXPRESSED, WHETHER ORAL, STATUTORY OR OTHERWISE, INCLUDING ANY IMPLIED WARRANTIES OR AFFIRMATIONS FOR SUITABILITY, MERCHANTABILITY OR FITNESS FOR A PARTICULAR PURPOSE. NO AFFIRMATION BY COMPANY OR ANY OF ITS REPRESENTATIVES, BY WORDS, CONDUCT OR OTHERWISE, SHALL CONSTITUTE A WARRANTY. THIS WARRANTY MAY NOT BE TRANSFERRED, EXTENDED, ALTERED OR OTHERWISE MODIFIED IN ANY MANNER, EXCEPT BY WRITTEN AGREEMENT SIGNED BY COMPANY.

BY ITS ACCEPTANCE OF THE PRODUCTS, EACH BUYER/END USER EXPRESSLY WAIVES ALL OTHER LIABILITY OR OBLIGATION OF ANY KIND OR CHARACTER OF COMPANY, INCLUDING LIABILITY PREDICATED UPON CONTRACT, TORT, STRICT LIABILITY OR OTHER LEGAL OR EQUITABLE GROUNDS, AND ALL, IF ANY, DAMAGES AND LOSSES AS A RESULT THEREOF, INCLUDING ALL, IF ANY, COMPENSATORY, GENERAL, SPECIAL, CONSEQUENTIAL, INCIDENTAL, OR PUNITIVE DAMAGES. WITH RESPECT TO SUCH WAIVERS, EACH BUYER/END USER EXPLICITLY WAIVES CALIFORNIA CIVIL CODE §1542 WHICH STATES "A GENERAL RELEASE DOES NOT EXTEND TO CLAIMS WHICH THE CREDITOR DOES NOT KNOW OR SUSPECT TO EXIST IN HIS FAVOR AT THE TIME OF EXECUTING THIS RELEASE, WHICH IF KNOWN BY HIM MUST HAVE MATERIALLY ADVERSELY AFFECTED HIS SETTLEMENT WITH DEBTOR" AND ALL OTHER SIMILAR STATUTORY, COMMON AND CASE LAW RIGHTS, DEFENSES AND LIMITATIONS.

Having previously independently inspected the Products, or a sample, as fully as desired, or having the opportunity to and having not done so, upon acceptance of delivery of the Products, and except as otherwise herein explicitly provided, each Buyer/End User by acceptance or use of the Products accepts them in their "AS IS" and "WITH ALL FAULTS" condition without any other warranty, expressed, implied or otherwise, and accepts and assumes the entire risk and cost of all servicing, remediation and consequences thereof. This Warranty shall be governed by California law and any unenforceable provisions severed without affecting the remaining provisions. As used herein, "including" includes "without limitation."



## CPVC Schedule 80 Fittings, Unions, Flanges, Tank Adapters & Expansion Joints

### SPEARS® QUALITY POLICY

It is the policy and objective of Spears® Manufacturing Company to produce a superior quality product suitable for its intended use, with regard to functionality, structural integrity, and conformance to established industry standards and practices. It is the commitment of this Company to do so in a manner which provides consistency of product quality, optimum availability, and superior customer service, while maintaining efficiency of operations and profitability necessary to perpetuate product improvement and customer satisfaction. Furthermore, it is recognized that the attainment of these objectives is the responsibility of all Company operations and personnel according to their respective functions.

### STANDARDS & SPECIFICATIONS

Standards provide greater assurance of product performance and consistency, and are available to assist design engineers in system specification. The most frequently referenced industry standards for plastic piping systems are ASTM Standard Specifications and Practices. Along with ASTM Standards, additional product specifications and certifications form the basis of product conformance to which Spears® products are manufactured.

ASTM F 439

Chlorinated Poly (Vinyl Chloride) (CPVC) Plastic Pipe Fittings, Schedule 80.

ASTM D 1784

Rigid Poly (Vinyl Chloride) (PVC) Compounds and Chlorinated Poly (Vinyl Chloride) (CPVC) Compounds.



National Sanitation Foundation (NSF) Standard 61 and/or 14 Plastic Fittings for Potable Water.

Material

Spears® Schedule 80 CPVC Fittings are produced from CPVC, Cell Classification 23447.

Fabricated Fittings

Spears® Fabricated Fittings conform to Spears® Manufacturing Company Special Engineering Specifications.

Prices subject to change without notice. Possession of this price schedule shall not be construed as an offer to sell the products listed. Product drawings and/or photographs are representative and may not fully reflect product configurations.

### RECOMMENDATIONS FOR INSTALLERS & USERS

Plastic piping systems should be ENGINEERED, INSTALLED, and OPERATED in accordance with ESTABLISHED DESIGN AND ENGINEERING STANDARDS AND PROCEDURES for plastic piping systems. Suitability for the intended service application should be determined by the installer and/or user prior to installation of a plastic piping system. PRIOR TO ASSEMBLY, all piping system components should be inspected for damage or irregularities. Mating components should be checked to assure that tolerances and engagements are compatible. Do not use any components that appear irregular or do not fit properly. Contact the appropriate manufacturer of the component product in question to determine usability. Consult all applicable codes and regulations for compliance prior to installation.

**SOLVENT WELD CONNECTIONS** - Use a quality grade of primer and solvent cement formulated for the type of connection, with the CORRECT SIZE APPLICATOR. Read and follow all of the solvent cement MANUFACTURER'S APPLICATION AND CURE TIME INSTRUCTIONS THOROUGHLY.

**BEFORE APPLYING PRIMER AND CEMENT**, appropriate safety precautions should be taken. Primer and Cement should be stored in the shade between 40°F and 110°F. Eliminate all ignition sources. Avoid breathing of vapors. Use only with adequate ventilation; explosion-proof general mechanical ventilation or local exhaust is recommended to maintain vapor concentrations below recommended exposure limits. In confined or partially enclosed areas, a NIOSH-approved organic vapor cartridge respirator with full face-piece is recommended. Containers should be kept tightly closed when not in use, and covered as much as possible when in use. Avoid frequent contact with skin; wearing PVA coated protective gloves and impervious apron are recommended. Avoid any contact with eyes; splash-proof chemical goggles are recommended.

**THREADED CONNECTIONS** - Use a quality grade thread sealant. WARNING: SOME PIPE JOINT COMPOUNDS OR TEFLON® PASTES MAY CONTAIN SUBSTANCES THAT COULD CAUSE STRESS CRACKING TO PLASTIC. Spears® Manufacturing Company recommends the use of Spears® BLUE 75™ Thread Sealant which has been tested for compatibility with Spears® products. Please follow the sealant manufacturers' application/ installation instructions. Choice of an appropriate thread sealant other than those listed above is at the discretion of the installer. 1 to 2 turns beyond FINGER TIGHT is generally all that is required to make a sound plastic threaded connection. Unnecessary OVER TIGHTENING will cause DAMAGE TO BOTH PIPE AND FITTING.

# CPVC Schedule 80 Fittings, Unions, Flanges, Tank Adapters & Expansion Joints



## IMPORTANT

WATER HAMMER - Spears® Manufacturing Company, Inc., recommends that all PVC and CPVC plastic piping systems be designed and constructed to AVOID EXCESSIVE WATER HAMMER. Water hammer can cause damage, and failure to pipe, valves, and fittings within the piping system.

PLEASE NOTE - When temperatures rise above 73°F, the tensile strength of thermoplastics decreases, thereby derating the pipe or fitting Maximum Internal Pressure. When temperatures fall below 73°F, the tensile strength of thermoplastics increases, however, the impact strength decreases. Maximum operating temperatures for PVC piping systems should not exceed 140°F. Maximum operating temperatures for CPVC piping systems should not exceed 200°F.

CAUTION - Spears® Manufacturing Company DOES NOT RECOMMEND the use of thermoplastic piping products for systems to transport or store compressed air or gases, or the testing of thermoplastic piping systems with compressed air or gases in above and below ground locations. The use of Spears® products in compressed air or gas systems automatically voids Spears® warranty for such products, and their use against our recommendation is entirely the responsibility and liability of the installer. Spears® Manufacturing Company will not accept responsibility for damage or impairment of its products, or other consequential or incidental damages caused by misapplication, incorrect assembly, and/or exposure to harmful substances or conditions.

## NOT FOR USE WITH COMPRESSED AIR OR GASES

WARNING: DO NOT USE COMPRESSED AIR OR GAS TO TEST ANY PVC OR CPVC THERMOPLASTIC PIPING PRODUCT OR SYSTEM, AND DO NOT USE DEVICES PROPELLED BY COMPRESSED AIR OR GAS TO CLEAR SYSTEMS. THESE PRACTICES MAY RESULT IN EXPLOSIVE FRAGMENTATION OF SYSTEM PIPING AND COMPONENTS CAUSING SERIOUS OR FATAL BODILY INJURY.

Fabricated fittings are shown in shaded areas in this publication for easy identification.

Not all of the Fabricated or Molded Fittings listed in this price schedule are carried in Spears® Distribution Center inventories. When ordering Fittings, please check with your servicing Distribution Center for availability. ALL ORDERS FOR NON-STOCKED Fittings are NON-CANCELABLE and NON-RETURNABLE. Additional fabricated fittings are available upon request. All fabricated fittings are sold in bulk quantities.

## CONFIGURATION DESCRIPTIONS

Definitions of abbreviated configuration descriptions follow.

Fipt	Female Iron Pipe Thread
IPS	Iron Pipe Size
Mipt	Male Iron Pipe Thread
PIP	Plastic Irrigation Pipe
Soc	Solvent Weld Socket (IPS)
Spig	Spigot End (IPS)
SR Fipt	Special Reinforced Plastic Female Iron Pipe Thread
ESR Fipt	Encapsulated Special Reinforced Female Iron Pipe Thread
R Mipt	Reinforced Male Iron Pipe Thread



## CPVC Schedule 80 Fittings, Unions, Flanges, Tank Adapters & Expansion Joints

### PART NUMBER NOTATIONS

Listed part numbers may be accompanied by superscript, asterisks, or special symbols indicating additional information about the fitting. A list of such notation definitions follow.

- + Spears® Manufacturing Company Specifications
- \* An asterisk (\*) appearing after a fabricated fitting part number indicates the item is fiberglass reinforced.
- 1 Sized with Bushing

### ADDITIONAL PART NUMBER INFORMATION

Letters contained in part numbers denote special information as indicated below.

- C CPVC
- S Solid Style Van Stone Flange Ring or Stainless Steel Hardware
- V Viton® O-ring
- SV Stainless Steel Hardware with Viton® O-ring
- F "F" at the end of the part number indicates the item is a Fabricated Fitting. Fabricated fittings appear in shaded areas for easy identification.
- FP Fabricated Van Stone Style Flange with Plastic Ring
- FS Fabricated Van Stone Style Flange with Steel Ring
- SR Special Reinforced
- ESR Encapsulated Special Reinforced

# CPVC Schedule 80 Fittings, Unions, Flanges, Tank Adapters & Expansion Joints



## CONTENT

### CATALOG INFORMATION

HOW TO USE THIS CATALOG	1
ORGANIZATION	1
COLUMN HEADER INFORMATION	1
PRODUCT CONFIGURATION	1

### PRODUCTS

Tee Soc	2
Tee Soc x Fipt	2
Special Reinforced Tee Soc x SR Fipt - Stainless Steel Collar	2
Transition Tee Soc x Fipt With Brass Thread Insert	2
Tee Fipt	2
Special Reinforced Tee SR Fipt - Stainless Steel Collar	2
Street Tee Spig x Soc x Soc	3
Reducing Tee Soc	3
Reducing Tee Soc x Fipt	4
Reducing Tee Soc x Fipt x Soc	5
Special Reinforced Reducing Tee Soc x SR Fipt - Stainless Steel Collar	5
Special Reinforced Reducing Tee Soc x SR Fipt - Stainless Steel Collar x Soc	5
Transition Reducing Tee Soc x Fipt With Brass Thread Insert	5
90° Ell Soc	5
Sweep 90° Ell Soc	5
Long Sweep 90° Ell Soc	6
90° Ell Soc x Fipt	6
Special Reinforced 90° Ell Soc x SR Fipt - Stainless Steel Collar	6
Transition 90° Ell Soc x Fipt With Brass Thread Insert	6
90° Ell Fipt	6
90° Street Ell Mipt x Fipt	6
Special Reinforced 90° Ell SR Fipt - Stainless Steel Collar	6
90° Street Ell Spig x Soc	7
Reducing 90° Ell Soc x Fipt	7
Special Reinforced Reducing 90° Ell Soc x SR Fipt - Stainless Steel Collar	7
Transition Reducing 90° Ell Soc x Fipt With Brass Thread Insert	7
60° Ell Soc	7
45° Ell Soc	7
45° Ell Fipt	8
Special Reinforced 45° Ell SR Fipt - Stainless Steel Collar	8
45° Street Ell Spig x Soc	8
30° Ell Soc	8
22-1/2° Ell Soc	8



## CPVC Schedule 80 Fittings, Unions, Flanges, Tank Adapters & Expansion Joints

### CONTENT

22-1/2° Street Ell Spig x Soc	9
15° Ell Soc	9
11-1/4° Ell Soc	9
Wye Soc	9
Reducing Wye Soc	10
Double Wye Soc	10
Reducing Double Wye Soc	11
Cross Soc	11
Reducing Cross Soc	11
Coupling Soc	12
Grooved Coupling Adapter Groove x Soc	12
Coupling Fipt	12
Special Reinforced Coupling SR Fipt - Stainless Steel Collar	13
Reducer Coupling Soc	13
Eccentric Reducer Coupling Soc	14
Reducer Coupling Fipt	14
Special Reinforced Reducer Coupling SR Fipt - Stainless Steel Collar	14
Female Adapter Soc x Fipt	14
Special Reinforced Female Adapter Soc x SR Fipt - Stainless Steel Collar	15
Encapsulated Special Reinforced Female Adapter Soc x ESR Fipt	15
Transition Female Adapter Soc x Fipt With Brass Thread Insert	15
Transition Reducing Female Adapter Soc x Fipt With Brass Thread Insert	15
Transition Female Adapter Soc x Fipt With Type 316 Stainless Steel Thread Insert	15
Transition Male Adapter with Brass Thread Brass Mipt x Soc	15
Special Reinforced Spigot Female Adapter Spig x SR Fipt - Stainless Steel Collar	16
Special Reinforced Reducing Female Adapter Soc x SR Fipt - Stainless Steel Collar	16
Encapsulated Special Reinforced Female Adapter Spig x ESR Fipt	16
Special Reinforced Reducing Spigot Female Adapter Spig x SR Fipt - Stainless Steel Collar	16
Male Adapter Mipt x Soc	16
Reinforced Male Adapter R Mipt x Soc - Stainless Steel Sleeve	16
Male Adapter Spig x Mipt	16
Reducer (T.T.) Bushing Flush Style Mipt x Fipt	16
Special Reinforced Reducing Bushing Flush Style Mipt x SR Fipt - Stainless Steel Collar	17
Reducer Bushing Flush Style Spig x Soc	17
Reducer Bushing Flush Style Spig x Fipt	18
Special Reinforced Reducer Bushing Spig x SR Fipt - Stainless Steel Collar	18
Cap Soc	18
Cap Fipt	19
Special Reinforced Cap SR Fipt - Stainless Steel Collar	19
Plug Spig	19



# CPVC Schedule 80 Fittings, Unions, Flanges, Tank Adapters & Expansion Joints



## CONTENT

Plug Mipt	19
Union 2000 Soc with Viton® O-ring Seal	19
Union 2000 Soc with EPDM O-ring Seal	19
Union 2000 Soc x Fipt with Viton® O-ring Seal	20
Union 2000 Soc x Fipt with EPDM O-ring Seal	20
Union 2000 Soc x Spig with Viton® O-ring Seal	20
Union 2000 Soc x Spig with EPDM O-ring Seal	20
Union 2000 Fipt with Viton® O-ring Seal	20
Union 2000 Fipt with EPDM O-ring Seal	21
Special Reinforced Union 2000 Soc x SR Fipt with Viton® O-ring Seal	21
Special Reinforced Union 2000 Soc x SR Fipt with EPDM O-ring Seal - Stainless Steel Collar	21
Special Reinforced Union 2000 SR Fipt with EPDM O-ring Seal - Stainless Steel Collar	21
Union (Old Style) Soc with Viton® O-ring Seal	21
Union (Old Style) Soc with EPDM O-ring Seal	21
Union (Old Style) Soc x Fipt with Viton® O-ring Seal	22
Union (Old Style) Soc x Fipt with EPDM O-ring Seal	22
Union Soc x Fipt with Brass Thread Insert & Viton® O-ring Seal	22
Union Soc x Fipt with Brass Thread Insert & EPDM O-ring Seal	22
Union (Old Style) Fipt with Viton® O-ring Seal	22
Union (Old Style) Fipt with EPDM O-ring Seal	22
Special Reinforced Union 2000 SR Fipt with Viton® O-ring Seal - Stainless Steel Collar	23
Special Reinforced Union (Old Style) Soc x SR Fipt with Viton® O-ring Seal - Stainless Steel Collar	23
Special Reinforced Union (Old Style) Soc x SR Fipt with EPDM O-ring Seal - Stainless Steel Collar	23
Flange One Piece Soc	23
Flange One Piece Fipt	23
Blind Flange	23
Flange Van Stone Style with Plastic Ring Soc	24
Flange Van Stone Style with Plastic Ring Spig	24
Flange Van Stone Style with Plastic Solid Ring Soc	24
Flange Van Stone Style Class 300 Bolt Pattern Fabricated with Plastic Ring Soc	24
Flange Van Stone Style with Plastic Ring Fipt	25
Flange Van Stone Style with Plastic Ring ASTM Soc x Multi-bolt Pattern Ring	25
Special Reinforced Flange One Piece Threaded SR Fipt - Stainless Steel Collar	25
Application & Use of Van Stone Style Flange Replacement Split Rings	25
CPVC Flange Replacement Split Rings For Spears® Flanges with CPVC Rings	25
Gasket Selection Guide	26
Buna-N Full-Faced Flange Gaskets	26
EPDM Full-Faced Flange Gaskets	26



## CPVC Schedule 80 Fittings, Unions, Flanges, Tank Adapters & Expansion Joints

### CONTENT

Viton® (FKM) Full-Faced Flange Gaskets	26
Bolt Kit Selection Guide	27
Zinc Plated Steel Flange Bolt Hardware Kits For Connection of 2-Spears® Flanges Includes Bolts, Nuts & Flat Washers	27
Type 316 Stainless Steel Flange Bolt Hardware Kits For Connection of 2-Spears® Flanges Includes Bolts, Nuts & Flat Washers	27
Type 304 Stainless Steel Flange Bolt Hardware Kits For Connection of 2-Spears® Flanges Includes Bolts, Nuts, & Flat Washers	27
Flange Insulating Joints - Class 150 Bolt Pattern PP Flange Spacer with PVC Bolt Isolators	27
Flange Insulating Joints - Class 300 Bolt Pattern PP Flange Spacer with PVC Bolt Isolators	28
CPVC Self Aligning Tank Adapter with Neoprene Gasket Fipt	28
CPVC Self Aligning Tank Adapter with EPDM Gasket Fipt	28
CPVC Self Aligning Tank Adapter with Viton® Gasket Fipt	28
CPVC New Style Standard Tank Adapters with Neoprene Gaskets Soc	28
CPVC New Style Standard Tank Adapters with EPDM Gaskets Soc	28
CPVC New Style Standard Tank Adapters with Viton® Gaskets Soc	29
CPVC New Style Standard Tank Adapters with Neoprene Gaskets Soc x Fipt	29
CPVC New Style Standard Tank Adapters with EPDM Gaskets Soc x Fipt	29
CPVC New Style Standard Tank Adapters with Viton® Gaskets Soc x Fipt	29
CPVC New Style Special Reinforced (SR) Threaded Tank Adapters with Neoprene Gaskets Soc x SR Fipt - Stainless Steel Collar	29
CPVC New Style Special Reinforced (SR) Threaded Tank Adapters with EPDM Gaskets Soc x SR Fipt - Stainless Steel Collar	29
CPVC New Style Special Reinforced (SR) Threaded Tank Adapters with Viton® Gaskets Soc x SR Fipt - Stainless Steel Collar	30
CPVC New Style Standard Tank Adapters with Neoprene Gaskets Fipt	30
CPVC New Style Standard Tank Adapters with EPDM Gaskets Fipt	30
CPVC New Style Standard Tank Adapters with Viton® Gaskets Fipt	30
CPVC New Style Special Reinforced (SR) Threaded Tank Adapters with Neoprene Gaskets Fipt x SR Fipt - Stainless Steel Collar	30
CPVC New Style Special Reinforced (SR) Threaded Tank Adapters with EPDM Gaskets Fipt x SR Fipt - Stainless Steel Collar	31
CPVC New Style Special Reinforced (SR) Threaded Tank Adapters with Viton® Gaskets Fipt x SR Fipt - Stainless Steel Collar	31
Tank Adapter with Neoprene Gasket (Old Style) Soc x Fipt	31
Tank Adapter with Neoprene Gasket (Old Style) Fipt	31
Neoprene Tank Adapter Gasket Only (New Style)	31
EPDM Tank Adapter Gasket Only (New Style)	31
Viton® Tank Adapter Gasket Only (New Style)	32
Neoprene Tank Adapter Gasket Only (Old Style)	32

# CPVC Schedule 80 Fittings, Unions, Flanges, Tank Adapters & Expansion Joints



## CONTENT

EPDM Tank Adapter Gasket Only (Old Style)	32
Wrench Sets (New Style) Body Wrench & Nut Wrench	32
Individual Body Wrench (New Style)	32
Individual Nut Wrench (New Style)	33
Fabricated Expansion Joints 6" Travel with Viton® O-rings	33
Fabricated Expansion Joints 12" Travel with Viton® O-rings	33
Elastomer Expansion Joint CPVC with EPDM Bellows Soc	33
Elastomer Expansion Joint CPVC with EPDM Bellows SR Fipt - Stainless Steel Collar	33

## COMPANY INFORMATION

LIMITED LIFETIME WARRANTY	34
SPEARS® QUALITY POLICY	35
STANDARDS & SPECIFICATIONS	35

## INSTALLATION INFORMATION

RECOMMENDATIONS FOR INSTALLERS & USERS	35
CONFIGURATION DESCRIPTIONS	36
PART NUMBER NOTATIONS	37
ADDITIONAL PART NUMBER INFORMATION	37

# NOTES

# NOTES

# NOTES

# NOTES

# Watch for New Product Announcements from Spears® Innovation and Technology



## SPEARS® MANUFACTURING COMPANY



### CORPORATE OFFICE

15853 Olden Street, Sylmar, CA 91342  
PO Box 9203, Sylmar, CA 91392  
(818) 364-1611 • www.spearsmfg.com

### PACIFIC SOUTHWEST

15860 Olden Street  
Sylmar (Los Angeles), CA 91342  
P.O. Box 9203, Sylmar, CA 91392  
(818) 364-1611  
(800) 862-1499  
Fax (818) 367-3014

### NORTHWEST

4103 C St. NE Suite 200  
Auburn (Seattle), WA  
98002  
(253) 939-4433  
(800) 347-7327  
Fax (253) 939-7557

### ROCKY MOUNTAIN

4880 Florence Street  
Denver, CO  
80238  
(303) 371-9430  
(800) 777-4154  
Fax (303) 375-9546

### SOUTH CENTRAL

1000 Lakeside Parkway  
Flower Mound, TX  
75028  
(469) 528-3000  
(800) 441-1437  
Fax (469) 528-3001

### UTAH

5395 West 1520 South  
Salt Lake City, UT  
84104  
(303) 371-9430  
(800) 777-4154  
Fax (303) 375-9546

### NORTHEAST

590 Industrial Drive, Suite 100  
Lewisberry (Harrisburg), PA  
17339-9532  
(717) 938-8844  
(800) 233-0275  
Fax (717) 938-6547

### SOUTHEAST

4205 Newpoint Place, Suite 100  
Lawrenceville (Atlanta), GA  
30043  
(678) 985-1263  
(800) 662-6326  
Fax (678) 985-5642

### FLORIDA

9563 Parksouth Court  
Orlando, FL  
32837  
(407) 843-1960  
(800) 327-6390  
Fax (407) 425-3562

### MIDWEST

1 Gateway Court, Suite A  
Bolingbrook (Chicago), IL  
60440  
(630) 759-7529  
(800) 662-6330  
Fax (630) 759-7515

### INTERNATIONAL SALES

15853 Olden Street  
Sylmar (Los Angeles), CA  
91342  
(818) 364-1611  
Fax (818) 898-3774

### AUTHORIZED DISTRIBUTOR