

**Schedule 80 PVC Industrial Products & Accessories**  
**Schedule 80 Repair Fittings & Compression Couplings**



**Schedule 80 Repair Fittings**

**Pipe Extenders**

Part Number	Size	Std Pk	Mstr Ctn	Disc Code	Price Each
-------------	------	--------	----------	-----------	------------

**Pipe O.D. Spigot x Pipe I.D. Spigot**

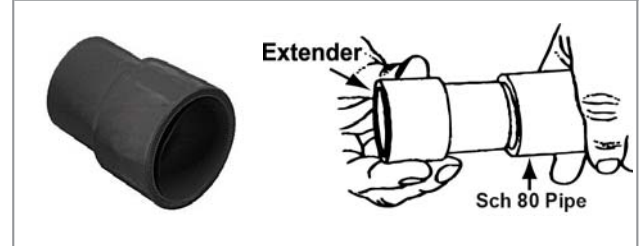
Fabricated, Non-Pressure Rated

S0801-20F	2	1	10	394	77.56
S0801-25F	2-1/2	1	8	394	89.75
S0801-30F	3	1	8	394	101.57
S0801-40F	4	1	12	394	110.11
S0801-60F	6	1	10	394	147.05
S0801-80F	8	1	2	394	158.75
S0801-100F	10	1	0	394	206.61
S0801-120F	12	1	0	394	290.18
S0801-140F	14	1	0	394	823.37
S0801-160F	16	1	0	394	963.62
S0801-180F	18	1	0	394	1264.79

**Pipe Extenders (continued)**

Part Number	Size	Std Pk	Mstr Ctn	Disc Code	Price Each
-------------	------	--------	----------	-----------	------------

**Pipe O.D. Spigot x Pipe I.D. Spigot**



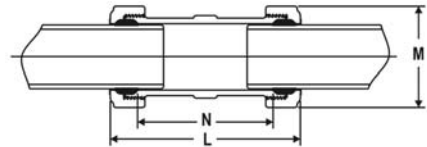
**Compression Couplings**



- Designed for Quick Connections, System Modifications or Repairs
- Completely Redesigned for Improved Versatility
- Easy-Thread Compression Nut
- New Spigot Conversion Capability
- Full Service 200 PSI Pressure Rating
- NSF® Certified for Potable Water Use

**Basic Dimensions**

Part Number	Size (in.)	L	M	N
S110-05G	1/2	5-3/16	1-3/16	3-3/8
S110-07G	3/4	5-7/16	2-1/16	3-9/16
S110-10G	1	5-11/16	2-7/16	3-3/4
S110-12G	1-1/4	6-1/4	2-15/16	4-1/8
S110-15G	1-1/2	6-1/2	3-5/16	4-5/8
S110-20G	2	7-1/8	3-3/4	5-1/16
S110-25G	2-1/2	8-11/16	4-11/16	5-7/8
S110-30G	3	9-1/2	5-1/2	6-3/16
S110-40G	4	11-5/16	6-3/4	7-3/8
S110-60G	6	11-5/8	9-5/16	7-9/16



N = Maximum allowable space between pipe ends.  
 NOTE: Decreasing distance between pipe ends improves stability and is recommended.

**PVC Gray**

Part Number	Size	Std Pk	Mstr Ctn	Disc Code	Price Each
-------------	------	--------	----------	-----------	------------

**EPDM Gasket**

S110E-05G	1/2	28	0	024	4.60
S110E-07G	3/4	24	0	024	6.17
S110E-10G	1	15	0	024	7.96
S110E-12G	1-1/4	10	0	024	12.27
S110E-15G	1-1/2	16	0	024	12.67
S110E-20G	2	12	0	024	16.44
S110E-25G	2-1/2	6	0	024	30.96
S110E-30G	3	4	0	024	40.48
S110E-40G	4	4	0	024	66.60
S110E-60G	6	1	0	024	151.46

**Compression Coupling Nut Wrenches**

Part Number	Size	Std Pk	Mstr Ctn	Disc Code	Price Each
CCW-005	1/2	1	50	299	11.93
CCW-007	3/4	1	50	299	12.14
CCW-010	1	1	50	299	12.65

**Compression Coupling Nut Wrenches (continued)**

Part Number	Size	Std Pk	Mstr Ctn	Disc Code	Price Each
CCW-012	1-1/4	1	50	299	14.32
CCW-015	1-1/2	1	50	299	15.44
CCW-020*	2	1	50	299	17.25
CCW-030**	3	1	25	299	21.22
CCW-060	6	8	0	299	31.92

\* CCW-20 - Wrench also fits 2-1/2" Coupling Body

\*\*CCW-30 - Wrench also fits 4" Coupling Body

**Compression Coupling Nut Wrench Set**

Part Number	Size	Std Pk	Mstr Ctn	Disc Code	Price Each
CCW-000	Set	1	50	299	99.68

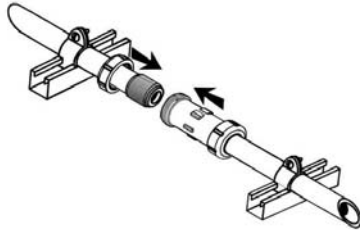
Complete Set of Wrenches, Sizes 1/2 - 3



## Schedule 80 PVC Industrial Products & Accessories Compression Couplings

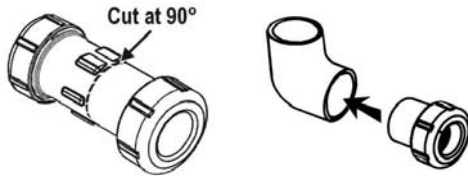
### Easy Installation

Spears® Compression Couplings easily install by simply sliding nut over pipe, slip on gasket, then insert into body and tighten nuts.



### Convert Fittings to Compression Outlet

Socket-type fittings 3/4" through 3" can be easily converted to compression outlet sizes 1/2" through 2-1/2" by simply cutting the Compression Coupling at the center holding ribs and solvent welding the spigot body into a fitting socket.



Compression Coupling Size (in.)	Body Spigot Size (in.)
1/2	3/4
3/4	1
1	1-1/4
1-1/4	1-1/2
1-1/2	2
2	2-1/2
2-1/2	3

### Important Installation Note

**WARNING:** The compression joints provide a positive seal but do not restrain pipe from thrusts and movement under pressure. Use of compression joint requires blocking connecting pipe to prevent any movement. Failure to do so can result in system failure or severe personal injury. Use in cold water/fluid applications only.